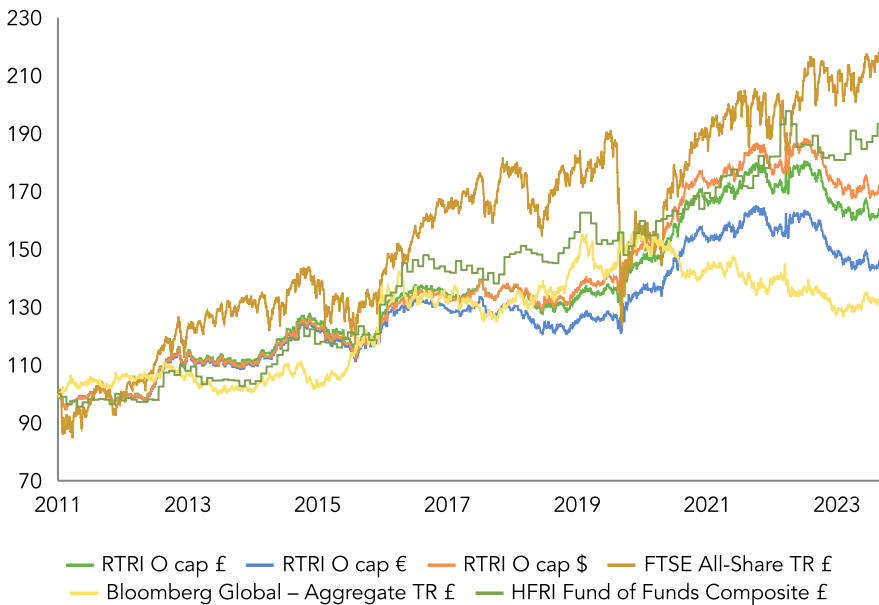


Ruffer Total Return International

SHARE PRICE PERFORMANCE SINCE LAUNCH ON 14 JULY 2011

Past performance does not predict future returns



March saw global stock markets hit fresh all-time highs propelled by a series of ‘Goldilocks’ assumptions: a ‘just right’ cocktail of robust US economic growth, no persistent inflation problem, and rate cuts to come. Last year’s maul of bears has nearly all capitulated. At the moment, a ‘no landing’ scenario in which the US economy never really slows down and global growth picks up seems plausible but would run the risk of more persistent inflation – especially if central banks remain committed to easing. US one-year breakeven inflation expectations have now doubled to 4% since the start of January.

Cyclical stocks and commodities have begun to shine as this more ‘reflationary’ dynamic emerges. Gold hit a new all-time high despite structural selling of gold bullion ETFs by western investors. Demand from non-Western central banks and consumers is now driving price action – a canary in the global monetary coal mine. Against this backdrop the fund made positive progress driven by its equity and commodity exposure. The latter includes gold mining equities alongside copper exposure. We added silver exposure over the month – now nearly 4% of the fund. Historically, silver lags gold, then outperforms. It also has a strong fundamental story: growing demand from the ‘electrification of everything’ married to unreliable supply given the nature and location of its supply. A partial recovery in our long-dated inflation-linked bonds also helped performance.

Performance detractors included the yen position, despite the Bank of Japan’s (BOJ) first rate hike in 17 years. Having rallied in expectation of the end of negative rates, the yen retreated as the BOJ declined to set out a clear path for future hikes. The yen remains historically cheap and will prosper if anything narrows the yield gap with Western central banks or causes a market shock. The absence of such a shock meant that our powerful derivative crash protections dragged, too. These are currently focused on equity market downside and credit default swaps.

We are not in the business of market timing, but the next few months will see a confluence of factors which could see hitherto bountiful liquidity retreat surprisingly quickly, causing a potentially sharp market drop. If so, our derivative protections will be key. Meanwhile, upside surprises in the path of rates and inflation or neglected geopolitical risks could also be unpleasant surprises for complacent markets. Beyond the significant tactical risks, we remain focused on the big picture. With the US government currently adding c \$1tn of debt every 100 days, investors are refocusing on central banks’ unofficial – but central – role: keeping government debt markets functioning and interest costs under control. If they have to choose between allowing more inflation or compromising financial stability, they’ll choose the former. The fund remains set up to protect and prosper in a rapidly changing world.

O AND OI CLASS MARCH 2024

Performance O cap %	GBP	EUR	USD
March	1.7	1.6	1.8
Year to date	-1.1	-1.4	-1.0
1 year	-6.3	-7.7	-5.9
3 years pa	-0.0	-1.3	0.4
5 years pa	4.7	3.5	5.4
10 years pa	4.0	2.9	4.6
Since inception pa	4.0	3.0	4.4

Share price, p

O CHF cap	1.3626
O EUR cap	1.4638
O GBP cap	1.6462
O USD cap	1.7277
OI EUR cap	1.4656
OI USD cap	1.7295

	Net	Gross
Duration (years)	3.3	3.4
Equity exposure %	20.3	20.5

O cap GBP	Volatility %	Sharpe	Sortino
3 years	5.5	-0.5	-0.6
5 years	6.4	0.5	0.8
10 years	6.0	0.5	0.8
Since inception	5.8	0.5	0.9

12 month performance to 31 March 2024

%	2020	2021	2022	2023	2024
RTRI O cap £	3.2	22.2	8.4	-1.6	-6.3
RTRI O cap €	2.0	21.5	7.6	-3.3	-7.7
RTRI O cap \$	5.0	22.7	8.5	-1.0	-5.9
FTSE All-Share TR £	-18.5	26.7	13.0	2.9	8.4
B'berg Gbl-Agg TR £	9.4	-5.8	-1.9	-2.0	-1.9
HFRI FOF Comp £	-0.4	11.6	6.1	4.6	5.4

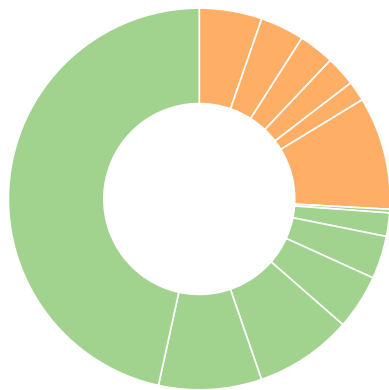
Ruffer performance is shown after deduction of all fees and management charges, and on the basis of income being reinvested. Past performance is not a guide to future performance. The value of the shares and the income from them can go down as well as up and you may not get back the full amount originally invested. The value of overseas investments will be influenced by the rate of exchange. One to twelve month performance figures are cumulative, all others are annualised. Source: Ruffer LLP, FTSE International, Bloomberg, HFRI

INVESTMENT OBJECTIVE

The investment objective of the fund is to achieve positive returns from an actively managed portfolio. The fund may have exposure to the following asset classes: cash, debt, securities of any type (including government and corporate debt), equities and equity-related securities and commodities (including precious metals). Overriding this objective is a fundamental philosophy of capital preservation. Investors should note that there can be no assurance that the investment objective will be achieved.

Ruffer Total Return International 31 Mar 24

ASSET ALLOCATION



Asset allocation	%	Currency allocation	%
Short-dated bonds	46.6	Sterling	78.7
Gold and precious metals exposure	8.7	Yen	10.4
Long-dated index-linked gilts	8.3	US dollar	6.3
Cash	4.7	Euro	1.5
Non-UK index-linked	3.6	Other	3.0
Index-linked gilts	2.0	Geographical equity allocation	%
Credit and derivative strategies	0.3	UK equities	6.3
Commodity exposure	5.3	Asia ex-Japan equities	5.3
Financials equities	3.7	North America equities	4.7
Consumer discretionary equities	3.0	Europe equities	4.0
Energy equities	2.5	Other equities	0.4
Consumer staples equities	1.7		
Other equities	9.6		

5 LARGEST EQUITY HOLDINGS

Stock	% of fund
iShares MSCI China A UCITS ETF	2.9
BP	1.8
Alibaba Group	0.9
Citigroup	0.9
Prosus	0.7

Largest equity holdings exclude Ruffer funds | Source: Ruffer LLP | Totals may not equal 100 due to rounding

RUFFER LLP

Ruffer LLP manages investments on a discretionary basis for private clients, trusts, charities and pension funds. As at 29 February 2024, assets managed by the Ruffer Group exceeded £22.4bn.

FUND SIZE £4,601.4M €5,380.9M

FUND INFORMATION

Annual management charge %	1.4	
Maximum subscription fee %	5.0	
Minimum investment (or equivalent in other currency)	£1,000	
Ongoing Charges Figure %	1.55	
Cut offs	3pm Luxembourg time on valuation day (so typically Wednesday and the last business day of the month)	
Dealing frequency	Weekly, every Wednesday (if not a business day, on the following business day) Plus on the last business day of each month	
Investment manager	Ruffer LLP	
Depository bank	Bank Pictet & Cie (Europe) A.G.	
Management company, administrative agent, registrar and transfer agent, paying and domiciliary agent	FundPartner Solutions (Europe) S.A.	
Auditors	Ernst & Young S.A.	
Structure	Sub-fund of Ruffer SICAV, a Luxembourg domiciled UCITS SICAV	
SFDR classification	Article 6	
O share classes	Capitalisation only (equivalent to accumulation)	
Share class	ISIN	SEDOL
O CHF cap	LU0638558808	B4R1SD2
O EUR cap	LU0638558717	B42NV78
O GBP cap	LU0638558634	B41Y053
O USD cap	LU0638558980	B449LX0
OI EUR cap	LU2252564898	BMYP2W0
OI USD cap	LU2252564971	BMYP2X1

ENQUIRIES

Ruffer LLP
80 Victoria Street
London SW1E 5JL

rif@ruffer.co.uk
+44 (0)20 7963 8218
ruffer.co.uk/rtri

FUND TEAM



Alex Lennard
FUND MANAGER

Joined Ruffer in 2006 after graduating from Exeter University with an honours degree in economics and finance. He is a member of the CISI. He is comanager of two of Ruffer's flagship funds.



Fiona Ker
FUND MANAGER

Joined Ruffer in 2017 from Ernst & Young. She manages portfolios for institutions with a focus on international clients and is a member of the CISI and the Institute of Chartered Accountants for England & Wales.

GLOSSARY

Volatility measures the extent to which returns vary over a given period. High volatility means returns have been more variable over time

Duration measures the sensitivity of a bond or fixed income portfolio's price to changes in interest rates. The higher the duration, the more sensitive the price or portfolio is to changes in interest rates

Sharpe ratio measures the performance of an investment, adjusting for the amount of risk taken (compared to risk-free). The higher the ratio, the better the returns compared to the risk taken

Sortino ratio measures the extra return an investment makes for each unit of bad risk (the chance of losing money below a certain target)

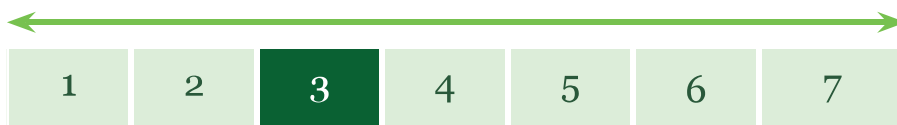
This marketing communication is issued by Ruffer LLP, 80 Victoria Street, London SW1E 5JL. Ruffer LLP is authorised and regulated by the UK Financial Conduct Authority. © Ruffer LLP 2024

DISCLAIMER

RISK INDICATOR FROM THE PRIIPS KEY INFORMATION DOCUMENT DATED 19 FEBRUARY 2024

LOWER RISK

HIGHER RISK



The risk indicator assumes you keep the product for five years.


The actual risk can vary significantly if your cash in at an early stage and you may get back less. The summary risk indicator is a guide to the level of risk of this product compared to other products. It shows how likely it is that the product will lose money because of movements in the markets or because we are not able to pay you. We have classified this product as 3 out of 7, which is a medium-low risk class. This rates the potential losses from future performance at a medium-low level, and poor market conditions are unlikely to impact our capacity to pay you. **Be aware of currency risk. You will receive payments in a different currency, so the final return you will get depend on the exchange rate between the two currencies. This risk is not considered in the indicator shown above.** Please refer to the prospectus for more information on the specific risks relevant to the PRIIP not included in the summary risk indicator. This product does not include complete protection from future market performance, so you could lose some or all of your investment. If we are not able to pay you what is owed, you could lose your entire investment.

The fund data displayed is designed only to provide summary information. This marketing communication does not explain the risks involved in investing in the fund. Any decision to invest must be based solely on the information contained in the Prospectus, Key Information Documents and the latest report and accounts. Ruffer SICAV is a Luxembourg UCITS and subject to Luxembourg law. Ruffer SICAV is authorised by and subject to the supervisory authority in Luxembourg, the CSSF, and is a scheme recognised by the UK's Financial Conduct Authority (FCA). Ruffer Total Return International (RTRI) is not registered for distribution in any country other than Belgium, Denmark, Finland, France, Germany, Iceland, Ireland, Italy (qualified investors only), Luxembourg, the Netherlands, Norway, Portugal, Singapore (institutional and accredited investors only), Spain, Sweden, Switzerland and the UK.

RTRI is not a tracker fund and is actively managed. RTRI is managed in reference to a benchmark as its performance is measured against the FTSE All-Share Index TR, Bloomberg Global-Aggregate TR and HFRI Fund of Funds Composite. The base currency of the fund is GBP. Share classes denominated in other currencies are hedged to reduce the impact on your investment of movements in the exchange rate between the base currency of the fund (GBP) and the currency of the share class.

The fund's prospectus is provided in English and French; Key Information Documents are provided in a variety of languages and are available, with the Prospectus (in English and French), on request or from ruffer.co.uk/rtri A Summary of Investor Rights is available in English at ruffer.co.uk/investor-rights This marketing communication is not targeting a specific investor type. The fund is open to both retail and professional investors depending on jurisdiction. Ruffer LLP is not able to market RTRI in other countries, except under certain exemptions. In line with the Prospectus, it is possible at any one time RTRI may invest more than 35% of its assets in transferable securities issued or guaranteed by an EEA state, one or more local authorities, a third country or a public international body to which one or more EEA States belong. The only aforementioned securities where Ruffer would currently consider holding more than 35% would be UK or US government issued transferable securities. This investment concerns the acquisition of units in a fund, and not in a given underlying asset such as shares of a company, as these are only the underlying assets owned by the fund. Future performance is subject to taxation which depends on the personal situation of each investor and which may change in the future.

The views expressed in this marketing communication are not intended as an offer or



ruffer.co.uk/rtri

solicitation for the purchase or sale of any investment or financial instrument. The views reflect the views of Ruffer LLP at the date of this document and, whilst the opinions stated are honestly held, they are not guarantees and should not be relied upon and may be subject to change without notice. The information contained in this document does not constitute investment advice and should not be used as the basis of any investment decision. References to specific securities are included for the purposes of illustration only and should not be construed as a recommendation to buy or sell these securities. Ruffer LLP has not considered the suitability of this fund against any specific investor's needs and/or risk tolerance. If you are in any doubt, please speak to your financial adviser. Ruffer LLP or FundPartner Solutions (Europe) S.A may terminate arrangement for marketing of the fund under the Cross-border Distribution Directive denotification process.

FTSE® is a trade mark of the London Stock Exchange Group companies and is used by FTSE International Limited under licence. All rights in the FTSE indices and/or FTSE ratings vest in FTSE and/or its licensors. Neither FTSE nor its licensors accept any liability for any errors or omissions in the FTSE indices and/or FTSE ratings or underlying data and no party may rely on any FTSE indices, ratings and/or underlying data contained in this communication. No further distribution of FTSE Data is permitted without FTSE's express written consent. FTSE does not promote, sponsor or endorse the content of this communication. The HFRI Fund of Funds Composite Index is being used under license from Hedge Fund Research, Inc., which does not approve of or endorse the content of this communication. The most recent four months of HFRI data shown is subject to change.

Notice for Investors in Switzerland: Ruffer SICAV's prospectus, Key Information Documents, articles of association and the annual and semi-annual reports are available free of charge at the office of the Swiss representative: FundPartner Solutions (Suisse) S.A., Route des Acacias 60 CH – 1211 Geneva 73. Ruffer SICAV's paying agent in Switzerland is Banque Pictet & Cie S.A. of the same address.

