

Ruffer Total Return International

Positive returns with low volatility

The fund's C cap GBP shares fell 0.6% over the month. This compares with a decrease of 2.5% in the FTSE All-Share Total Return Index and a fall of 2.0% in the FTSE Govt-All Stocks Total Return Index.

The month of June saw politics very much taking centre-stage, most obviously in the UK. Prime Minister May's failed attempt to increase her authority through a snap general election, and the resurgence of Jeremy Corbyn's new/old Labour party, may threaten a changing of the guard that is technically strictly local to these shores, but it is one that we believe could well have wider ramifications for investors. Putting to one side the uncertainty this has created both domestically and regarding Brexit negotiations, what we are witnessing in the UK is a shift towards more populist policies and away from austerity that seems likely to be echoed across the western democracies, albeit at differing speeds. The end result of this, it seems to us, will be inflation, as the only palatable way to address the debt and inequalities built up over recent decades.

Meanwhile in the theatre of monetary policy, until so recently star billing above mere politics, the leading players appeared to compete with each other this month in transmitting contradictory messages. In the UK and eurozone, where almost no change in interest rates had been imagined for the foreseeable future, uncertainty was suddenly priced in, the result being a sharp uptick in bond yields and interest rate expectations. This has not been a helpful background for our long-dated index-linked gilts, but it is something we had anticipated occurring. Accordingly we have prepared the portfolio to cope with the temporary setbacks and volatility that such 'noise' over interest rates may bring. So, whilst the index-linked bonds declined during the month, our small but potent interest rate options gained in value to offset this.

It is unlikely to have escaped notice that, after a strong performance in 2016 (when the fund made 14.3%), we have been doing a fair impression of marching on the spot so far this year. We are used to this, and whilst suitably apologetic over missing out on apparently easy gains in equities this year, do not regret our cautious stance. Following last year's brief flirtation with deflation, which saw bond yields rise and cyclical/value stocks making gains, this year investors have flocked back to the 'new normal' universe of bond-like equities (consumer staples) and growth (tech). Introducing uncertainty over interest rates, bond yields and inflation is unlikely to be supportive of either equities in general or these crowded trades in particular. Therefore we are content to remain somewhat on the side-lines for the time being, with equities restricted to around 40% of the portfolio and those equities biased towards value and cyclical stocks. It may just be anecdotal, but in a market where there are now more equity indices and ETFs (Exchange Traded Funds) than there are US stocks to populate them and with many of these ETFs oriented to low volatility or bond-like strategies, we think being rather dull for a while may not be a sin.

Please note that Ruffer SICAV is a Luxembourg UCITS and subject to Luxembourg law. Ruffer SICAV is authorised by and subject to the supervisory authority in Luxembourg, the CSSF, and is a scheme recognised by the UK's Financial Conduct Authority (FCA). Ruffer Total Return International (RTRI) is not registered for distribution in any country other than Belgium, Finland, France, Germany, Ireland, Italy (qualified investors only), Luxembourg, the Netherlands, Portugal, Singapore (institutional and accredited investors only), Spain, Sweden, Switzerland (qualified investors only) and the UK. The fund's prospectus is provided in English; Key Investor Information Documents are provided in Dutch, English, French, German, Italian, Portuguese, Spanish and Swedish and are available on request or from www.ruffer.co.uk. Ruffer LLP is not able to market RTRI in other countries, except under certain exemptions. In line with the Prospectus, it is possible that at any one time Ruffer Total Return International may invest more than 35% of its assets in transferable securities issued or guaranteed by an EEA state, one or more local authorities, a third country or a public international body to which one or more EEA States belong. The only aforementioned securities where Ruffer would currently consider holding more than 35% would be UK or US government issued transferable securities.

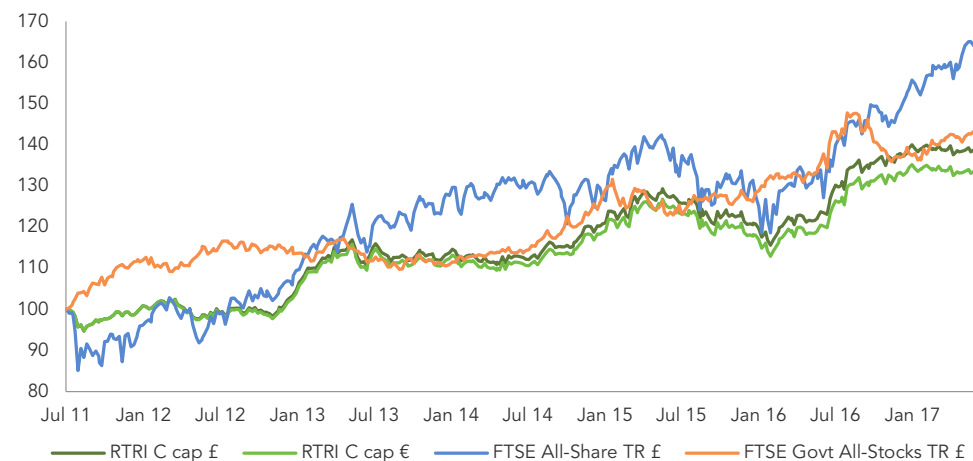


C class June 2017 Issue 72

Investment objective

The investment objective of Ruffer Total Return International ('the fund') is to achieve positive returns with low volatility from an actively managed portfolio. The fund may have exposure to the following asset classes: cash, debt securities of any type (including government and corporate debt), equities and equity related securities and commodities (including precious metals). Pervading this objective is a fundamental philosophy of capital preservation.

Performance since launch on 14 July 2011 – C class shares



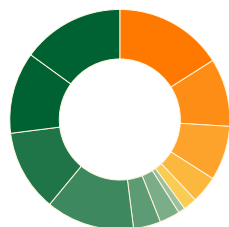
Performance %	June 2017	Year to date	1 year	3 years	5 years	10 years
C GBP capitalisation shares	-0.6	-0.5	8.4	22.0	38.6	na
Percentage growth (C GBP cap)		%		Share price as at 30 June 2017		
30 Jun 2016 – 30 Jun 2017		8.4	C CHF capitalisation			128.42
30 Jun 2015 – 30 Jun 2016		-0.2	C EUR capitalisation			132.20
30 Jun 2014 – 30 Jun 2015		12.7	C EUR distribution			130.65
30 Jun 2013 – 30 Jun 2014		0.3	C GBP capitalisation			137.47
30 Jun 2012 – 30 Jun 2013		13.3	C GBP distribution			134.79
			C GBP income			133.57
			C USD capitalisation			136.24
			C USD distribution			134.82

Source: Ruffer LLP, FTSE International Limited (FTSE)[†]

Ruffer performance is shown after deduction of all fees and management charges, and on the basis of income being reinvested. Past performance is not a guide to future performance. The value of the shares and the income from them can go down as well as up and you may not get back the full amount originally invested. The value of overseas investments will be influenced by the rate of exchange.

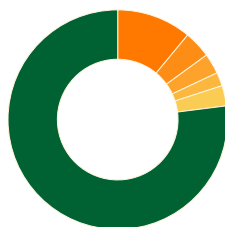
Ruffer Total Return International as at 30 June 2017

Asset allocation



Asset allocation	%
Index-linked gilts	15
Non-UK index-linked	12
Long-dated index-linked gilts	12
Cash	13
Gold and gold equities	4
Illiquid strategies	3
Options	1
Japan equities	16
UK equities	10
North America equities	8
Europe equities	4
Asia ex-Japan equities	2
Currency allocation	%
Sterling	77
Yen	11
Gold	4
US dollar	3
Euro	2
Other	3

Currency allocation



10 largest of 62 equity holdings*

Stock	% of fund
Dai-ichi Life Insurance	3.0
Sony	2.4
Lloyds Banking	2.1
ORIX	2.0
Sumitomo Mitsui Financial	1.7
Oracle	1.6
Mitsubishi UFJ Financial	1.6
HeidelbergCement	1.4
Mizuho Financial	1.3
Walt Disney	1.2

5 largest of 10 bond holdings

Stock	% of fund
UK Treasury index-linked 1.875% 2022	9.7
UK Treasury index-linked 0.125% 2068	6.6
UK Treasury index-linked 0.375% 2062	5.7
US TIPS 1.25% 2020	5.3
UK Treasury index-linked 0.125% 2019	4.8

*Excludes holdings in pooled funds
Source: Ruffer LLP

The views expressed in this report are not intended as an offer or solicitation for the purchase or sale of any investment or financial instrument. The views reflect the views of Ruffer LLP at the date of this document and, whilst the opinions stated are honestly held, they are not guarantees and should not be relied upon and may be subject to change without notice.

The information contained in this document does not constitute investment advice and should not be used as the basis of any investment decision. References to specific securities are included for the purposes of illustration only and should not be construed as a recommendation to buy or sell these securities. Ruffer LLP has not considered the suitability of this fund against any specific investor's needs and/or risk tolerance. If you are in any doubt, please speak to your financial adviser.

The fund data displayed is designed only to provide summary information and the report does not explain the risks involved in investing in the fund. Any decision to invest must be based solely on the information contained in the Prospectus, Key Investor Information Document and the latest report and accounts.

Fund size **£2,140.0m**

Fund information

Ongoing Charges Figure*	1.12	%
Maximum annual management fee (C class)	1.2	
Maximum subscription fee	5.0	
Minimum investment (or equivalent in other currency)	£10,000,000	
Record date	Third Monday of November	
Ex dividend dates	Next NAV following the record date	
Payment	Within five business days after ex dividend date	
Dealing	Weekly, every Wednesday (if not a business day, on the following business day) Plus on the first business day of each month	
Cut-off	4pm Luxembourg time on the day before valuation day (so typically Tuesday and the penultimate business day of the month)	
ISIN and SEDOL	CHF C cap LU0638557743 B45L1M4	
	EUR C cap LU0638557669 B4MRCS8	
	EUR C dis LU0779208544 B8BHY14	
	GBP C cap LU0638557586 B4XQ109	
	GBP C dis LU0638558048 B4X19Y4	
	GBP C inc LU1220904186 BWXC1G9	
	USD C cap LU0638557826 B4WPBZ2	
	USD C dis LU0779208890 B8BHY81	

Structure Sub fund of Ruffer SICAV, a Luxembourg domiciled UCITS SICAV

Management company, administrative agent, registrar and transfer agent, paying and domiciliary agent FundPartner Solutions (Europe) S.A.

Investment manager Ruffer LLP

Depository bank Pictet & Cie (Europe) S.A.

Auditors Ernst & Young S.A.

* As at 31 Dec 2016. Specific share classes available on request

The base currency of the fund is GBP. Share classes denominated in other currencies are hedged to reduce the impact on your investment of movements in the exchange rate between the base currency of the fund (GBP) and the currency of the share class.

† © FTSE 2017. 'FTSE®' is a trade mark of London Stock Exchange Group companies and is used by FTSE under licence. All rights in the FTSE Data vest in FTSE and/or its licensors. Neither FTSE nor its licensors accept any liability in relation to the FTSE Data data. No further distribution of FTSE Data is permitted without FTSE's express written consent.

Fund Managers

Jacques Hirsch

INVESTMENT DIRECTOR

Joined Ruffer in 2011, previous work included fund management and macro research at Goldman Sachs, GLG Partners and Fulcrum Asset Management. Graduated from École Centrale Paris in 1999, and holds an MSc in Mathematics from Oxford University.



Alex Lennard

INVESTMENT DIRECTOR

Joined Ruffer in 2006 after graduating from Exeter University with an honours degree in economics and finance; he is a member of the Chartered Institute for Securities & Investment.



Ruffer LLP

Ruffer LLP manages investments on a discretionary basis for private clients, trusts, charities and pension funds. As at 30 June 2017, assets managed by the Ruffer Group exceeded £21.3bn, of which over £12.3bn was managed in open-ended Ruffer funds.

Enquiries

Ruffer LLP +44 (0)20 7963 8254
80 Victoria Street rif@ruffer.co.uk
London SW1E 5JL www.ruffer.co.uk

Notice for Investors in Switzerland: Ruffer SICAV has not been and will not be registered with the Swiss Financial Market Supervisory Authority (FINMA). Any offering materials relating to Ruffer SICAV may be made available in Switzerland solely to Qualified Investors as defined in the Swiss Collective Investment Schemes Act of 23 June 2006, as amended. Ruffer SICAV's prospectus, KIIDs, articles of association and the annual and semi-annual reports are available free of charge at the office of the Swiss representative: FundPartner Solutions (Suisse) S.A., Route des Acacias 60 CH - 1211 Geneva 73. Ruffer SICAV's paying agent in Switzerland is Banque Pictet & Cie S.A. of the same address.

Issued by Ruffer LLP, 80 Victoria Street, London SW1E 5JL. Ruffer LLP is authorised and regulated by the Financial Conduct Authority. © Ruffer LLP 2017