

LF Ruffer Total Return Fund

Positive absolute returns with low volatility



I class January 2021 Issue 217

During January, the fund price rose by 0.2%. This compared with a fall of 0.8% in the FTSE All-Share index and a fall of 1.7% in the FTSE Govt All Stocks index (all figures total returns in sterling).

In our December report we opined that the market consensus expected the combination of ongoing fiscal largesse and vaccine-induced economic re-opening would continue to drive another positive year for stocks and a rotation from 'growth' to 'value'. Catalysed by the Georgia senate elections, which seemingly gave US President Joe Biden an unencumbered path to huge further spending, the rotation continued and equity markets reached yet higher all-time highs by the middle of the month. We used this backdrop to take profits in some of our more economically sensitive names preferring more defensive businesses, such as healthcare, in the short term. Over the subsequent two weeks, the reality of 'gray rhinos' (large, known but unaddressed risks) moved back into plain sight. Whilst the vaccines continued to show the efficacy that we had all hoped for, inevitable complications have arisen in their distribution and this called into question the smooth re-opening that markets had begun to price in. Strangely, having botched much of the virus response, the UK is looking to be amongst the world leaders in vaccine distribution. This gives hope for a relatively faster domestic re-opening, even if borders take longer to follow suit.

A weakening US dollar has been one of the drivers behind the performance of equity markets in recent months. If we see a return to US exceptionalism, at least in an economic sense, then this trend might pause. This in part reinforces the increase we made to the US dollar position at the end of 2020 and why we have avoided letting our equity weighting drift higher.

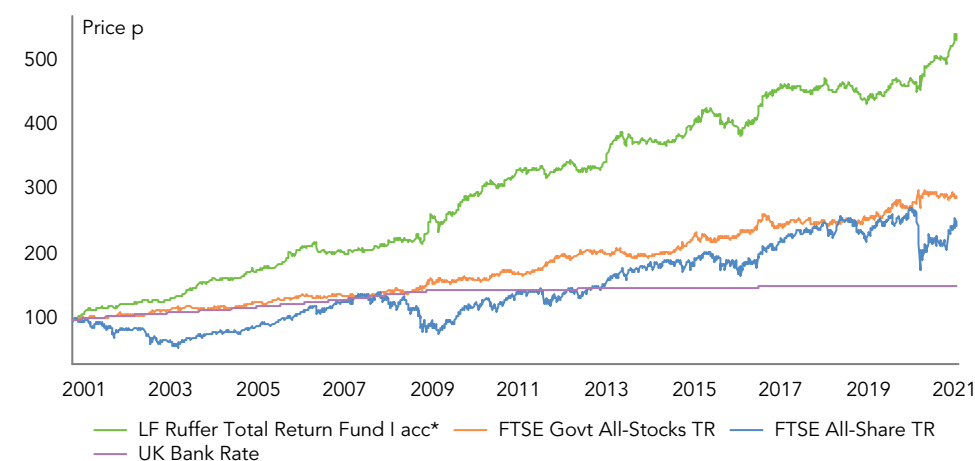
The last week of January saw some extraordinary individual share price action as retail investors ganged up to target individual equities where hedge funds held large short positions. The David and Goliath nature of the story has captured the imagination of the press but taking a step back it reveals some more interesting insights into market dynamics. The appearance of retail investors at the party is often a harbinger of over-exuberant markets and many previous bubbles have coincided with an increase in investors (or should that be speculators) trading on margin – the equivalent here has been the ease of access for retail players to options and other derivative instruments. These events also show that when there is ample liquidity available (cheques dropping through the letterbox) and no way to spend it then geysers will emerge. It is perhaps instructive as to how consumers will behave when lockdown is lifted.

We will be holding our bi-annual shareholder webinar on Wednesday 24 February at 8.30am, where we will focus on investment strategy and outlook. Please [click here](#) or email ruffer@ruffer.co.uk if you would like to register.

Investment objective

The fund aims to achieve low volatility, positive returns from an actively managed portfolio of different asset classes, including equities, bonds and currencies. Capital invested is at risk and there is no guarantee that a positive return will be delivered over any one or a number of twelve-month periods. The fund may also invest in collective investment schemes, cash, money market instruments, other transferable securities and derivatives and forward transactions. Pervading this objective is a fundamental philosophy of capital preservation.

Performance since fund launch on 29 September 2000



I accumulation shares	Performance %	Share price as at 29 January 2021	p
January 2021	0.2	I accumulation	537.10
Year to date	0.2	I income	347.36
1 year	14.1		
3 years	14.0		
5 years	34.9		
10 years	61.2		

12 month performance to December %	2016	2017	2018	2019	2020
LF Ruffer Total Return Fund I acc*	14.3	1.1	-6.3	8.6	12.1
FTSE Govt All-Stocks TR	10.1	1.8	0.6	6.9	8.3
FTSE All-Share TR	16.8	13.1	-9.5	19.2	-9.8
UK Bank Rate	0.4	0.3	0.6	0.8	0.2

Ruffer performance is shown after deduction of all fees and management charges, and on the basis of income being reinvested. Past performance is not a guide to future performance. The value of the shares and the income from them can go down as well as up and you may not get back the full amount originally invested. The value of overseas investments will be influenced by the rate of exchange.

Source: Ruffer LLP, FTSE International (FTSE)†. * This share class has performance data calculated prior to the inception date, 3 Nov 2004. This is based upon a simulated/extended track record, using the track record of LF Ruffer Total Return Fund O acc.

LF Ruffer Total Return Fund as at 29 Jan 2021

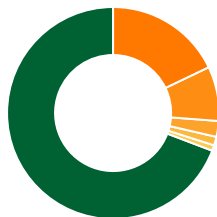
Asset allocation



Asset allocation %

Non-UK index-linked	20.1
Long-dated index-linked gilts	10.1
Illiquid strategies and options	10.0
Gold and gold equities	8.6
Cash	5.1
Short-dated bonds	3.1
Index-linked gilts	1.8
UK equities	14.5
North America equities	9.9
Japan equities	7.9
Europe equities	6.9
Asia ex-Japan equities	2.1

Currency allocation



Currency allocation %

Sterling	69.3
US dollar	17.7
Gold	8.6
Yen	1.5
Euro	0.7
Other	2.2

10 largest equity holdings*

Stock	% of fund
iShares Physical Gold	3.0
Lloyds Banking Group	2.4
Kinross Gold	1.5
Carrefour	1.3
Cigna	1.2
Tesco	1.2
Barclays	1.1
NatWest Group	1.1
Bristol-Myers Squibb	1.0
Centene	1.0

5 largest bond holdings

Stock	% of fund
UK Treasury index-linked 0.125% 2068	4.1
US Treasury 0.875% TIPS 2029	3.1
UK Treasury index-linked 1.25% 2055	2.8
US Treasury 0.25% TIPS 2029	2.7
US Treasury index-linked 0.125% TIPS 2024	2.5

*Excludes holdings in pooled funds

Source: Ruffer LLP.

Pie chart totals may not equal 100 due to rounding.

The views expressed in this report are not intended as an offer or solicitation for the purchase or sale of any investment or financial instrument. The views reflect the views of Ruffer LLP at the date of this document and, whilst the opinions stated are honestly held, they are not guarantees and should not be relied upon and may be subject to change without notice.

The information contained in this document does not constitute investment advice and should not be used as the basis of any investment decision. References to specific securities are included for the purposes of illustration only and should not be construed as a recommendation to buy or sell these securities. Ruffer LLP has not considered the suitability of this fund against any specific investor's needs and/or risk tolerance. If you are in any doubt, please speak to your financial adviser.

The fund data displayed is designed only to provide summary information and the report does not explain the risks involved in investing in the fund. Any decision to invest must be based solely on the information contained in the Prospectus, Key Investor Information Document and the latest report and accounts.

The fund's prospectus and key investor information documents are provided in English and available on request or from ruffer.co.uk. Please note that LF Ruffer Investment Funds is a UK UCITS. The LF Ruffer Total Return Fund is not registered for distribution in any country other than the UK. In line with the Prospectus, it is possible that at any one time the LF Ruffer Total Return Fund may invest more than 35% of its assets in transferable securities issued or guaranteed by an EEA state, one or more local authorities, a third country or a public international body to which one or more EEA States belong. The only aforementioned securities where Ruffer would currently consider holding more than 35% would be UK or US government issued transferable securities.

Fund size £3,531.9m

Fund information

	%
Ongoing Charges Figure	1.02
Annual management charge	1.00
Maximum initial charge	5.0
Yield	0.83
Minimum investment	£25m
Ex dividend dates	15 Mar, 15 Sep
Pay dates	15 May, 15 Nov
Dealing	Weekly forward, every Wednesday where this is a business day Plus the last business day of the month
Cut off	10am on Wednesday (where it is a business day) and the last business day of the month

	Accumulation	Income
ISIN	GB00B03JB001	GB00B03J9Y05
SEDOL	B03JB00	B03J9Y0

Investment adviser	Ruffer LLP
ACD	Link Fund Solutions Limited
Depository	The Bank of New York Mellon (International) Limited
Auditors	Ernst & Young LLP
Structure	Sub-fund of LF Ruffer Investment Funds (OEIC) UK domiciled UCITS Eligible for ISAs

Dealing line 0345 601 9610

Enquiries

Ruffer LLP +44 (0)20 7963 8254
80 Victoria Street rif@ruffer.co.uk
London
SW1E 5JL www.ruffer.co.uk

Fund Managers

Steve Russell

INVESTMENT DIRECTOR

Graduated from Oxford in PPE and started work as an equity analyst at Confederation Life in 1987, progressing to Head of Equities. In 1999 he moved to HSBC Investment Bank as Head of UK and European Equity Strategy, before joining Ruffer in 2003.



Matt Smith

INVESTMENT DIRECTOR


Joined Ruffer in 2011 after graduating from Edinburgh University with a first class honours degree in history and German. He worked as an equity analyst in Hong Kong before taking up a role in Ruffer's institutional investment team. He was made a manager of the Total Return Fund in 2019.



Alexander Chartres

INVESTMENT DIRECTOR

Joined Ruffer in 2010 after graduating from Newcastle University with a first class honours degree in history and politics. He specialises in geopolitics and its investment implications, with a particular focus on European and Great Power politics.



Ruffer LLP

Ruffer LLP manages investments on a discretionary basis for private clients, trusts, charities and pension funds. As at 31 December 2020, assets managed by the Ruffer Group exceeded £21.0bn.

Issued by Ruffer LLP, 80 Victoria Street, London SW1E 5JL
Ruffer LLP is authorised and regulated by the Financial Conduct Authority. © Ruffer LLP 2021

† © FTSE 2021. 'FTSE®' is a trade mark of London Stock Exchange Group companies and is used by FTSE under licence. All rights in the FTSE Data vest in FTSE and/or its licensors. Neither FTSE nor its licensors accept any liability in relation to the FTSE Data data. No further distribution of FTSE Data is permitted without FTSE's express written consent.

