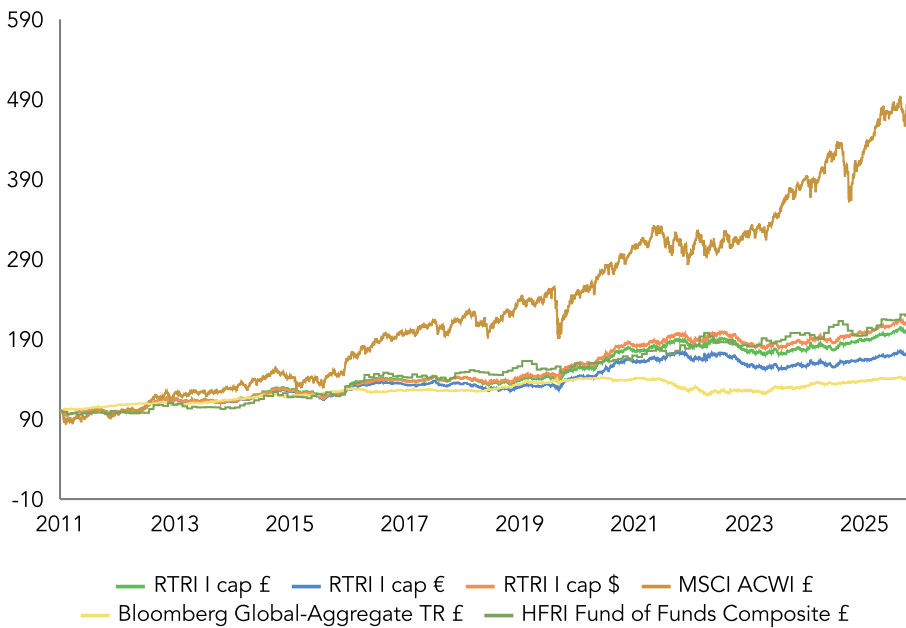


Ruffer Total Return International

SHARE PRICE PERFORMANCE SINCE LAUNCH ON 14 JULY 2011

Past performance does not predict future returns



May continued where April left off. Attention remained focused on the conflict in the Middle East and the ongoing melt-up in the AI trade. Despite the volatile news flow, the oil price tumbled by nearly 20% as investors ended May more hopeful for a sustainable resolution to the conflict. It was another healthy month for global equities, with the S&P 500 posting its ninth consecutive weekly gain at the end of the period. Markets were led yet again by the beneficiaries of vast AI-related investment, best illustrated by the performance of semiconductor and memory stocks. The portfolio's equities contributed positively over the month, led by its Japanese exposure, but faced a headwind from its holdings of Chinese tech companies, which fell over the month. Given the broadly favourable environment for risk assets during May, the largest detractor from performance came from the protective derivative positions.

It was a volatile month for global bond markets, as inflation concerns – stemming from the conflict in the Middle East – intensified before easing as the oil price later retreated. We added modestly to our existing exposure to long-dated Japanese government bonds after the 30-year yield breached 4%. The gilt market endured acute worries of its own, as the embattled prime minister faces mounting pressure from his own party after dismal local election results. Despite the press fervour, a change of leadership is far from certain, and it is a risk we are monitoring. Should Starmer be forced out, a plausible scenario is a shift further to the left on economic policy, which could weigh on the fiscal outlook and, in turn, on gilts. The additions we have made to bonds this year have been opportunistic, where we felt sufficient value has emerged. We remain convinced that the bedrock role bonds served in investor portfolios over prior decades is now over, and we continue to search for additional, more reliable sources of diversification and protection.

Elsewhere, we added 5% to the fund's US dollar exposure and increased our positions across a selection of agricultural commodities, seeking to reinforce the portfolio's resilience should the oil price rise. These changes complement our existing exposure to energy and to derivatives. With both Iran and the US reluctant to be seen backing down, the stand-off is likely to persist. Oil inventories have so far been drawn down more slowly than analysts had expected, but they continue to diminish. We see a meaningful risk that energy prices move higher from here. Any sustained rise would, in time, bring its own demand destruction and pain for financial markets. The portfolio is positioned to protect should that risk come to pass.

MARKETING COMMUNICATION



I CLASS MAY 2026

Performance I cap %	GBP	EUR	USD
May	0.0	-0.1	0.0
Year to date	0.6	-0.2	0.6
1 year	6.0	3.8	6.1
3 years pa	3.9	2.1	4.1
5 years pa	2.1	0.5	2.4
10 years pa	4.9	3.5	5.5
Since inception pa	4.7	3.6	5.0

Share price, p

I CAD cap	1.6141
I CHF cap	1.4954
I EUR cap	1.6928
I GBP cap	1.9819
I GBP dis	1.9026
I SEK cap	1.7237
I SGD cap	1.5747
I USD cap	2.0822
I USD dis	2.0029

	Net	Gross
Duration (years)	2.9	2.9
Equity exposure %	31.0	31.8

I cap GBP	Volatility %	Sharpe	Sortino
3 years	4.7	-0.1	-0.2
5 years	5.1	-0.2	-0.3
10 years	5.8	0.5	0.8
Since inception	5.7	0.6	1.0

12 month performance to 31 March 2026

%	2022	2023	2024	2025	2026
RTRI I cap £	8.9	-1.1	-5.8	5.0	8.3
RTRI I cap €	8.1	-2.8	-7.2	3.3	6.1
RTRI I cap \$	9.1	-0.5	-5.4	5.0	8.4
MSCI ACWI £	12.4	-1.4	20.6	4.9	17.5
B'berg Gbl-Agg TR £	-4.1	-5.1	3.5	4.4	3.3
HFRI FOF Comp £	6.1	4.6	7.8	1.4	9.4

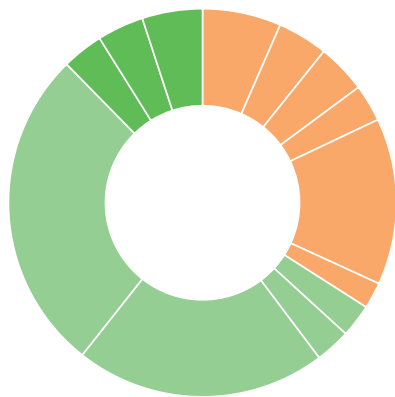
Ruffer performance is shown after deduction of all fees and management charges, and on the basis of income being reinvested. Past performance is not a guide to future performance. The value of the shares and the income from them can go down as well as up and you may not get back the full amount originally invested. The value of overseas investments will be influenced by the rate of exchange. One to twelve month performance figures are cumulative, all others are annualised. Source: Ruffer LLP, MSCI, Bloomberg, HFRI

INVESTMENT OBJECTIVE

The investment objective of the fund is to achieve positive returns from an actively managed portfolio. The fund may have exposure to the following asset classes: cash, debt, securities of any type (including government and corporate debt), equities and equity-related securities and commodities (including precious metals). Overriding this objective is a fundamental philosophy of capital preservation. Investors should note that there can be no assurance that the investment objective will be achieved.

Ruffer Total Return International 31 May 26

ASSET ALLOCATION



Inflation	%	Currency allocation	%
Long-dated non-UK inflation-linked bonds	5.0	Sterling	71.6
Gold and precious metals exposure	3.9	US dollar	11.0
Long-dated UK inflation-linked bonds	3.4	Yen	9.2
		Euro	2.4
		Other	5.8
		Geographical equity allocation	%
		UK equities	9.6
		North America equities	9.1
		Europe equities	5.3
		Asia ex-Japan equities	4.1
		Japan equities	3.6
Protection			
Short-dated nominal bonds	27.0		
Long-dated nominal bonds	20.9		
Cash	2.9		
Credit and derivative strategies	2.8		
Growth			
Consumer discretionary equities	6.6		
Financials equities	4.2		
Industrials equities	4.1		
Energy equities	3.1		
Other equities	13.9		
Commodity exposure	2.2		

5 LARGEST EQUITY HOLDINGS

Stock	% of fund
iShares MSCI China A UCITS ETF	1.5
Amazon	1.1
BP	1.1
Coinbase	0.7
Microsoft	0.7

The credit and derivatives strategies allocation is calculated using market value. In some cases, this allocation might be negative due to the nature of how the instruments, in particular credit default swaps, are priced. Largest equity holdings exclude Ruffer funds | Source: Ruffer LLP | Totals may not equal 100 due to rounding

RUFFER LLP

Ruffer LLP manages investments on a discretionary basis for private clients, trusts, charities and pension funds. As at 30 April 2026, assets managed by the Ruffer Group exceeded £18.5bn.

FUND SIZE £3,680.8M €4,251.7M

FUND INFORMATION

Annual management charge %	0.9	
Minimum investment (or equivalent in other currency)	£25m	
Ongoing Charges Figure %	1.03	
Cut offs	3pm Luxembourg time on valuation day (so typically Wednesday and the last business day of the month)	
Dealing frequency	Weekly, every Wednesday (if not a business day, on the following business day) Plus on the last business day of each month	
Ex dividend dates	Next NAV following the record date	
Pay dates	Within five business days after ex dividend date	
Record date	Third Monday of November	
Investment manager	Ruffer LLP	
Depository bank	Bank Pictet & Cie (Europe) A.G.	
Management company, administrative agent, registrar and transfer agent, paying and domiciliary agent	FundPartner Solutions (Europe) S.A.	
Auditors	Ernst & Young S.A.	
Structure	Sub-fund of Ruffer SICAV, a Luxembourg domiciled UCITS SICAV	
SFDR classification	Article 6	
Share class	ISIN	SEDOL
I CAD cap	LU1296766634	BYSW6J6
I CHF cap	LU0638558477	B4QLM86
I EUR cap	LU0638558394	B4LVH08
I GBP cap	LU0638558121	B4WP6Q8
I GBP dis	LU0779209195	B8BHYH0
I SEK cap	LU0923103534	B94R6P6
I SGD cap	LU1400661093	BD2YGL3
I USD cap	LU0638558550	B4L04N7
I USD dis	LU0955560437	BCDYZK7

ENQUIRIES

Ruffer LLP
80 Victoria Street
London SW1E 5JL

rif@ruffer.co.uk
+44 (0)20 7963 8100
ruffer.co.uk/rtri

PORTFOLIO MANAGEMENT TEAM

Ruffer has a single investment strategy and asset allocation. A team of portfolio managers are collectively responsible for implementing this strategy across all our core funds.

LEAD PORTFOLIO MANAGERS

RUFFER TOTAL RETURN INTERNATIONAL

Fiona Ker
Ian Rees
Alexander Chartres
Matt Smith

GLOSSARY

Volatility measures the extent to which returns vary over a given period. High volatility means returns have been more variable over time

Duration measures the sensitivity of a bond or fixed income portfolio's price to changes in interest rates. The higher the duration, the more sensitive the price or portfolio is to changes in interest rates

Sharpe ratio measures the performance of an investment, adjusting for the amount of risk taken (compared to risk-free). The higher the ratio, the better the returns compared to the risk taken

Sortino ratio measures the extra return an investment makes for each unit of bad risk (the chance of losing money below a certain target)


This marketing communication is issued by Ruffer LLP, 80 Victoria Street, London SW1E 5JL. Ruffer LLP is authorised and regulated by the UK Financial Conduct Authority. © Ruffer LLP 2026

DISCLAIMER

RISK INDICATOR FROM THE PRIIPS KEY INFORMATION DOCUMENT DATED 19 FEBRUARY 2026

LOWER RISK

HIGHER RISK



The risk indicator assumes you keep the product for five years.


The actual risk can vary significantly if you cash in at an early stage and you may get back less. The summary risk indicator is a guide to the level of risk of this product compared to other products. It shows how likely it is that the product will lose money because of movements in the markets or because we are not able to pay you. We have classified this product as 3 out of 7, which is a medium-low risk class. This rates the potential losses from future performance at a medium-low level, and poor market conditions are unlikely to impact our capacity to pay you. **Be aware of currency risk. You will receive payments in a different currency, so the final return you will get depend on the exchange rate between the two currencies. This risk is not considered in the indicator shown above.** Please refer to the prospectus for more information on the specific risks relevant to the PRIIP not included in the summary risk indicator. This product does not include complete protection from future market performance, so you could lose some or all of your investment. If we are not able to pay you what is owed, you could lose your entire investment.

The fund data displayed is designed only to provide summary information. This marketing communication does not explain the risks involved in investing in the fund. Any decision to invest must be based solely on the information contained in the Prospectus, Key Information Documents and the latest report and accounts. Ruffer SICAV is a Luxembourg UCITS and subject to Luxembourg law. Ruffer SICAV is authorised by and subject to the supervisory authority in Luxembourg, the CSSF, and is a scheme recognised by the UK's Financial Conduct Authority (FCA). Ruffer Total Return International (RTRI) is not registered for distribution in any country other than Belgium, Denmark, Finland, France, Germany, Iceland, Ireland, Italy, Luxembourg, the Netherlands, Norway, Portugal, Singapore (institutional and accredited investors only), Spain, Sweden, Switzerland and the UK.

RTRI is not a tracker fund and is actively managed. RTRI is managed in reference to a benchmark as its performance is measured against the MSCI ACWI Index, Bloomberg Global-Aggregate TR and HFRI Fund of Funds Composite. The base currency of the fund is GBP. Share classes denominated in other currencies are hedged to reduce the impact on your investment of movements in the exchange rate between the base currency of the fund (GBP) and the currency of the share class.

The fund's prospectus is provided in English and French; Key Information Documents are provided in a variety of languages and are available, with the Prospectus (in English and French), on request or from ruffer.co.uk/rtri A Summary of Investor Rights is available in English at ruffer.co.uk/investor-rights This marketing communication is not targeting a specific investor type. The fund is open to both retail and professional investors depending on jurisdiction. Ruffer LLP is not able to market RTRI in other countries, except under certain exemptions. In line with the Prospectus, it is possible at any one time RTRI may invest more than 35% of its assets in transferable securities issued or guaranteed by an EEA state, one or more local authorities, a third country or a public international body to which one or more EEA States belong. The only aforementioned securities where Ruffer would currently consider holding more than 35% would be UK or US government issued transferable securities. This investment concerns the acquisition of units in a fund, and not in a given underlying asset such as shares of a company, as these are only the underlying assets owned by the fund. Future performance is subject to taxation which depends on the personal situation of each investor and which may change in the future.

The views expressed in this marketing communication are not intended as an offer or solicitation for the purchase or sale of any investment or financial instrument. The views reflect the views of Ruffer LLP at the date of this document and, whilst the opinions stated are honestly



DISCLAIMER

held, they are not guarantees and should not be relied upon and may be subject to change without notice. The information contained in this document does not constitute investment advice and should not be used as the basis of any investment decision. References to specific securities are included for the purposes of illustration only and should not be construed as a recommendation to buy or sell these securities. Ruffer LLP has not considered the suitability of this fund against any specific investor's needs and/or risk tolerance. If you are in any doubt, please speak to your financial adviser. Ruffer LLP or FundPartner Solutions (Europe) S.A may terminate arrangement for marketing of the fund under the Cross-border Distribution Directive denotification process.

MSCI. The MSCI information may only be used for your internal use, may not be reproduced or disseminated in any form and may not be used as a basis for or a component of any financial instruments or products or indices. None of the MSCI information is intended to constitute investment advice or a recommendation to make (or refrain from making) any kind of investment decision and may not be relied on as such. Historical data and analysis should not be taken as an indication or guarantee of any future performance analysis, forecast or prediction. The MSCI information is provided on an 'as is' basis and the user of this information assumes the entire risk of any use made of this information. MSCI, each of its affiliates and each other person involved in or related to compiling, computing or creating any MSCI information (collectively, the 'MSCI parties') expressly disclaims all warranties (including, without limitation, any warranties of originality, accuracy, completeness, timeliness, non-infringement, merchantability and fitness for a particular purpose) with respect to this information. Without limiting any of the foregoing, in no event shall any MSCI party have any liability for any direct, indirect, special, incidental, punitive, consequential (including, without limitation, lost profits) or any other damages. msci.com The HFRI Fund of Funds Composite Index is being used under license from Hedge Fund Research, Inc., which does not approve of or endorse the content of this communication. The most recent four months of HFRI data shown is subject to change.

Notice for Investors in Switzerland: Ruffer SICAV's prospectus, Key Information Documents, articles of association and the annual and semi-annual reports are available free of charge at the office of the Swiss representative: FundPartner Solutions (Suisse) S.A., Route des Acacias 60 CH – 1211 Geneva 73. Ruffer SICAV's paying agent in Switzerland is Banque Pictet & Cie S.A. of the same address.

