

# Ruffer Total Return International

Positive returns with low volatility

During February the fund price declined by 0.1%. This compares with a rise of 3.1% in the FTSE All-Share Index and an increase of 3.1% in the FTSE All-Stocks Index (both figures total returns in sterling).

February concluded with President Trump's first address to Congress after a month during which his tweet-led policies appeared to follow some of the more toxic rhetoric from the campaign trail. This speech returned to the more conciliatory tone from his November acceptance speech. Having struck a protectionist tone through much of his first five weeks in office Mr Trump reverted to more market friendly infrastructure spending (to the tune of \$1 trillion) and tax cuts to both middle income families and corporations. Whilst short on detail the address was far removed from his combative inauguration address. The lack of detail from Mr Trump's policies led to a month in which risk assets largely struggled for direction, albeit still moving in a positive trajectory.

In Europe investors have begun to focus on the deluge of elections taking place in 2017. The imminent Dutch election has the populist Geert Wilders leading the polls. Despite his rising popularity he is unlikely to pose any existential threat to the eurozone, or indeed markets, as it appears likely that he will only poll around 20% of the vote. More pressing for the incumbents is the rise of Marine Le Pen. It appears likely that either technocrat Emmanuel Macron or scandal-plagued Fillon will defeat Le Pen in the second round of polling, with neither front runner likely to have full control of parliament. However, having been bruised by following pollsters twice in the last year, investors appear unwilling to take on much risk in the run up to the election. This is best illustrated by German bund yields, which continued to fall sharply, perhaps further supported by the demand for the highest quality collateral as new margin requirements come into force across Europe. Whatever the driver, the move down in bond yields appears inconsistent with recent measures of economic growth in the eurozone, which continue to surprise on the upside. Both equity and bond markets appear oblivious to the prospect of further policy tightening in the short term, perhaps increasing the risk of a market wobble. It is for this reason that we have further pruned our equity weighting and marginally increased exposure to the yen as a protective move. The equities we own remain focused on cyclical and financial names principally to protect the portfolio against rising bond yields.

Our long term expectation remains that current policy will fail to deliver sufficient growth to offset the deflationary force of excessive debt in the global economy. Monetary policymakers responded to the financial crisis by cutting interest rates to record lows and injecting vast amounts of liquidity into the financial system via quantitative easing and other related policies. More recently the political context has engendered a shift to fiscal stimulus. In our mind this makes the inflationary denouement all the more likely.

Please note that Ruffer SICAV is a Luxembourg UCITS and subject to Luxembourg law. Ruffer SICAV is authorised by and subject to the supervisory authority in Luxembourg, the CSSF, and is a scheme recognised by the UK's Financial Conduct Authority (FCA). Ruffer Total Return International (RTRI) is not registered for distribution in any country other than Belgium, Finland, France, Germany, Ireland, Italy (qualified investors only), Luxembourg, the Netherlands, Portugal, Singapore (institutional and accredited investors only), Spain, Sweden, Switzerland (qualified investors only) and the UK. The fund's prospectus is provided in English; Key Investor Information Documents are provided in Dutch, English, French, German, Italian, Portuguese, Spanish and Swedish and are available on request or from [www.ruffer.co.uk](http://www.ruffer.co.uk). Ruffer LLP is not able to market RTRI in other countries, except under certain exemptions. In line with the Prospectus, it is possible that at any one time Ruffer Total Return International may invest more than 35% of its assets in transferable securities issued or guaranteed by an EEA state, one or more local authorities, a third country or a public international body to which one or more EEA States belong. The only aforementioned securities where Ruffer would currently consider holding more than 35% would be UK or US government issued transferable securities.

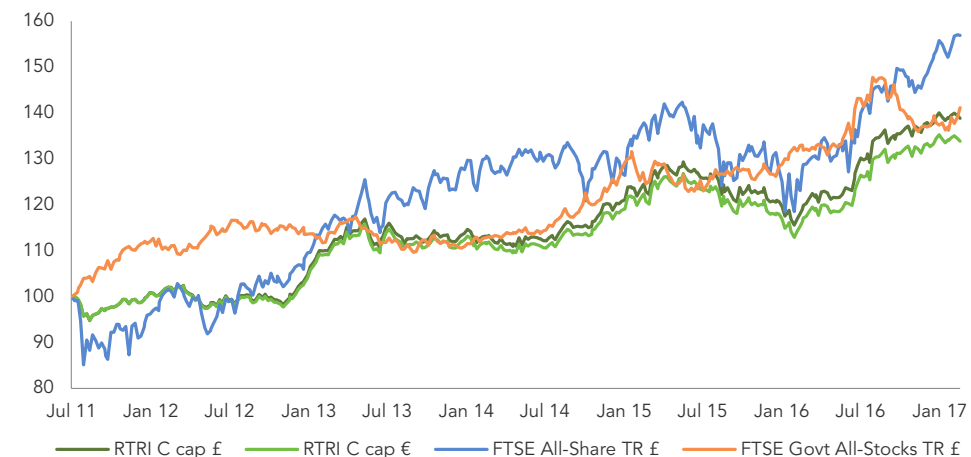


C class February 2017 Issue 68

## Investment objective

The investment objective of Ruffer Total Return International ('the fund') is to achieve positive returns with low volatility from an actively managed portfolio. The fund may have exposure to the following asset classes: cash, debt securities of any type (including government and corporate debt), equities and equity related securities and commodities (including precious metals). Pervading this objective is a fundamental philosophy of capital preservation.

## Performance since launch on 14 July 2011 – C class shares



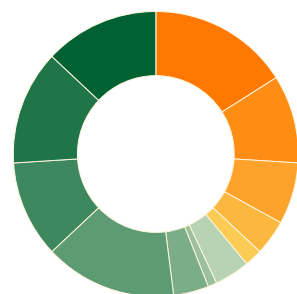
Performance %	February 2017	Year to date	1 year	3 years	5 years	10 years
C GBP capitalisation shares	-0.1	0.4	16.7	22.9	36.1	na
Percentage growth (C GBP cap)		Share price as at 28 February 2017				
31 Dec 2015 – 31 Dec 2016		14.3	C CHF capitalisation		130.26	
31 Dec 2014 – 31 Dec 2015		0.6	C EUR capitalisation		133.89	
31 Dec 2013 – 31 Dec 2014		6.0	C EUR distribution		132.32	
31 Dec 2012 – 31 Dec 2013		9.8	C GBP capitalisation		138.83	
31 Dec 2011 – 31 Dec 2012		3.6	C GBP distribution		136.12	
			C GBP income		134.88	
			C USD capitalisation		137.19	
			C USD distribution		135.77	

Source: Ruffer LLP, FTSE International Limited (FTSE)<sup>†</sup>

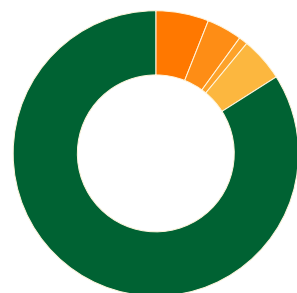
Ruffer performance is shown after deduction of all fees and management charges, and on the basis of income being reinvested. Past performance is not a guide to future performance. The value of the shares and the income from them can go down as well as up and you may not get back the full amount originally invested. The value of overseas investments will be influenced by the rate of exchange.

# Ruffer Total Return International as at 28 February 2017

## Portfolio structure



Asset allocation	%		%
● Long-dated index-linked gilts	13	● Japan equities	16
● Non-UK index-linked	13	● UK equities	10
● Index-linked gilts	11	● North America equities	7
● Cash	15	● Europe equities	4
● Gold and gold equities	4	● Asia ex-Japan equities	2
● Options	1		
● Illiquid strategies	4		



Currency allocation	%
● Sterling	84
● Yen	6
● Gold	4
● US dollar	1
● Other	5

## 5 largest of 10 bond holdings

Stock	% of fund
UK Treasury index-linked 0.125% 2068	7.4
US TIPS 1.25% 2020	5.9
UK Treasury index-linked 1.875% 2022	5.6
UK Treasury index-linked 0.375% 2062	5.5
UK Treasury index-linked 0.125% 2019	5.1

Source: Ruffer LLP

## 5 largest of 59 equity holdings\*

Stock	% of fund
Dai-ichi Life Insurance	3.3
Lloyds Banking Group	2.2
Sony	2.2
ORIX	2.1
Mitsubishi UFJ Financial	1.7

\* Excludes holdings in pooled funds

The views expressed in this report are not intended as an offer or solicitation for the purchase or sale of any investment or financial instrument. The views reflect the views of Ruffer LLP at the date of this document and, whilst the opinions stated are honestly held, they are not guarantees and should not be relied upon and may be subject to change without notice.

The information contained in this document does not constitute investment advice and should not be used as the basis of any investment decision. References to specific securities are included for the purposes of illustration only and should not be construed as a recommendation to buy or sell these securities. Ruffer LLP has not considered the suitability of this fund against any specific investor's needs and/or risk tolerance. If you are in any doubt, please speak to your financial adviser.

The fund data displayed is designed only to provide summary information and the report does not explain the risks involved in investing in the fund. Any decision to invest must be based solely on the information contained in the Prospectus, Key Investor Information Document and the latest report and accounts.

Fund size £2,004.1m

## Fund information

Ongoing Charges Figure*	1.12
Maximum annual management fee (C class)	1.2
Maximum subscription fee	5.0
Minimum investment (or equivalent in other currency)	£10,000,000
Record date	Third Monday of November
Ex dividend dates	Next NAV following the record date
Payment	Within five business days after ex dividend date
Dealing	Weekly, every Wednesday (if not a business day, on the following business day) Plus on the first business day of each month
Cut-off	4pm Luxembourg time on the day before valuation day (so typically Tuesday and the penultimate business day of the month)
ISIN and SEDOL	CHF C cap LU0638557743 B45L1M4 EUR C cap LU0638557669 B4MRCS8 EUR C dis LU0779208544 B8BHY14 GBP C cap LU0638557586 B4XQ109 GBP C dis LU0638558048 B4X19Y4 GBP C inc LU1220904186 BWXC1G9 USD C cap LU0638557826 B4WPBZ2 USD C dis LU0779208890 B8BHY81

Structure Sub fund of Ruffer SICAV, a Luxembourg domiciled UCITS SICAV

Management company, administrative agent, registrar and transfer agent, paying and domiciliary agent FundPartner Solutions (Europe) S.A.

Investment manager Ruffer LLP

Custodian Pictet & Cie (Europe) S.A.

Auditors Ernst & Young S.A.

\* Specific share classes available on request

The base currency of the fund is GBP. Share classes denominated in other currencies are hedged to reduce the impact on your investment of movements in the exchange rate between the base currency of the fund (GBP) and the currency of the share class.

† © FTSE 2017. 'FTSE®' is a trade mark of London Stock Exchange Group companies and is used by FTSE under licence. All rights in the FTSE Data vest in FTSE and/or its licensors. Neither FTSE nor its licensors accept any liability in relation to the FTSE Data data. No further distribution of FTSE Data is permitted without FTSE's express written consent.

## Fund Managers

### Jacques Hirsch

INVESTMENT DIRECTOR

Joined Ruffer in 2011, previous work included fund management and macro research at Goldman Sachs, GLG Partners and Fulcrum Asset Management. Graduated from École Centrale Paris in 1999, and holds an MSc in Mathematics from Oxford University.



### Alex Lennard

INVESTMENT DIRECTOR

Joined Ruffer in 2006 after graduating from Exeter University with an honours degree in economics and finance; he is a member of the Chartered Institute for Securities & Investment.



## Ruffer LLP

Ruffer LLP manages investments on a discretionary basis for private clients, trusts, charities and pension funds. As at 28 February 2017, assets managed by the Ruffer Group exceeded £21.0bn, of which over £11.7bn was managed in open-ended Ruffer funds.

## Enquiries

Ruffer LLP +44 (0)20 7963 8254  
80 Victoria Street rif@ruffer.co.uk  
London SW1E 5JL [www.ruffer.co.uk](http://www.ruffer.co.uk)

Notice for Investors in Switzerland: Ruffer SICAV has not been and will not be registered with the Swiss Financial Market Supervisory Authority (FINMA). Any offering materials relating to Ruffer SICAV may be made available in Switzerland solely to Qualified Investors as defined in the Swiss Collective Investment Schemes Act of 23 June 2006, as amended. Ruffer SICAV's prospectus, KIIDs, articles of association and the annual and semi-annual reports are available free of charge at the office of the Swiss representative: FundPartner Solutions (Suisse) S.A., Route des Acacias 60 CH - 1211 Geneva 73. Ruffer SICAV's paying agent in Switzerland is Banque Pictet & Cie S.A. of the same address.

Issued by Ruffer LLP, 80 Victoria Street, London SW1E 5JL. Ruffer LLP is authorised and regulated by the Financial Conduct Authority. © Ruffer LLP 2017