

Ruffer Total Return International

Positive returns with low volatility



C class December 2016 Issue 66

During December the fund price rose by 1.8%. This compared with a rise of 5% in the FTSE All-Share Index and one of 2% in the FTSE All Stocks Index, (both figures total returns in sterling).

An eventful year ended with equity markets on the front foot. They continued to bask in the anticipation of a Trump presidency, ignoring possible alarms from the President-elect's potential excursions into trade and foreign policy, while lapping up the Reaganomic possibilities of fiscal stimulus, tax cuts for both corporates and consumers, and some targeted rolling back of regulation.

Within the fund's double-digit return for the year, we were encouraged by its behaviour in the final quarter. With bond prices pressured by rising nominal yields, and gold hit hard by the resurgent US dollar, it would have been easy for some of the portfolio's earlier gains to have been surrendered. In the event inflation, expectations in both the US and UK rose after 8 November, building on their gains of the previous months, giving some support to index-linked bonds, and our prior pruning of the portfolio's holdings of 'bond-like' equities proved prescient. To cap it all, Japanese banks, having worn sackcloth and ashes for much of the year, surged between 20% and 40% in the quarter as global interest rate expectations rose.

As 2017 begins, we are somewhat wary of the market's apparent keenness to copy across the investment and economic narratives of the early 1980s. Firstly Mr Trump's fiscal plans call for a \$1 trillion stimulus, at a time when US unemployment is 4.6% and wage growth, at 2.5%, is beginning to stir. On top of that any curtailment in immigration into the US will presumably reduce the supply of labour to the much vaunted 'shovel-ready' projects. Tariffs, while crowd-pleasing in the short term, can only be inflationary; it is estimated that around 70% of goods sold at Wal-Mart are sourced from China. The risk of inflation being reignited thus seems to us clear and present. Such a development might well produce a more active US Federal Reserve, keen to re-establish interest rate normality, raising rates faster than investors expect, and thereby offsetting to some degree the effects of fiscal largesse.

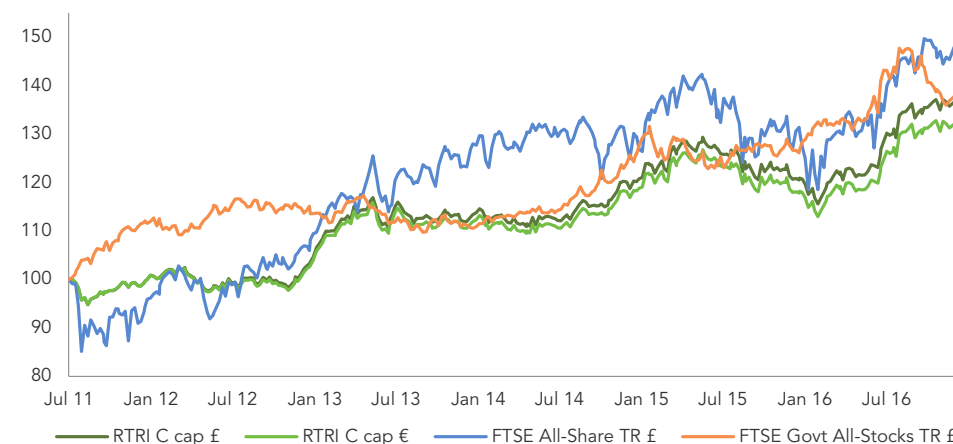
The risk of this latter outturn stands in stark contrast to Japan, where the monetary and fiscal levers continue both to point in an expansionary direction. Indeed the superimposition of rising US bond yields on the Bank of Japan's stated intention to keep Japanese ten year bond yields at zero has produced a pronounced period of yen weakness, with the Japanese currency having now weakened 17% against the US currency since the highs of September. Rising global bond yields, increased growth expectations and a falling yen have historically been a magical combination for Japanese equities. While the investment world continues to be littered with risks, both political and economic, for the moment investor optimism is in the ascendency.

Please note that Ruffer SICAV is a Luxembourg UCITS and subject to Luxembourg law. Ruffer SICAV is authorised by and subject to the supervisory authority in Luxembourg, the CSSF, and is a scheme recognised by the UK's Financial Conduct Authority (FCA). Ruffer Total Return International (RTRI) is not registered for distribution in any country other than Belgium, Finland, France, Germany, Ireland, Italy (qualified investors only), Luxembourg, the Netherlands, Portugal, Singapore (institutional and accredited investors only), Spain, Sweden, Switzerland (qualified investors only) and the UK. The fund's prospectus is provided in English; Key Investor Information Documents are provided in Dutch, English, French, German, Italian, Portuguese, Spanish and Swedish and are available on request or from www.ruffer.co.uk. Ruffer LLP is not able to market RTRI in other countries, except under certain exemptions. In line with the Prospectus, it is possible that at any one time Ruffer Total Return International may invest more than 35% of its assets in transferable securities issued or guaranteed by an EEA state, one or more local authorities, a third country or a public international body to which one or more EEA States belong. The only aforementioned securities where Ruffer would currently consider holding more than 35% would be UK or US government issued transferable securities.

Investment objective

The investment objective of Ruffer Total Return International ('the fund') is to achieve positive returns with low volatility from an actively managed portfolio. The fund may have exposure to the following asset classes: cash, debt securities of any type (including government and corporate debt), equities and equity related securities and commodities (including precious metals). Pervading this objective is a fundamental philosophy of capital preservation.

Performance since launch on 14 July 2011 – C class shares



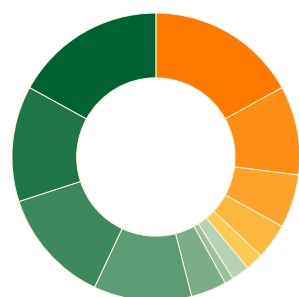
Performance %	December 2016	Year to date	1 year	3 years	5 years	10 years
C GBP capitalisation shares	1.8	14.3	14.3	21.9	38.7	na
Percentage growth (C GBP cap)		%		Share price as at 31 December 2016		
31 Dec 2015 – 31 Dec 2016		14.3	C CHF capitalisation			130.01
			C EUR capitalisation			133.52
31 Dec 2014 – 31 Dec 2015		0.6	C EUR distribution			131.95
31 Dec 2013 – 31 Dec 2014		6.0	C GBP capitalisation			138.21
			C GBP distribution			135.52
31 Dec 2012 – 31 Dec 2013		9.8	C GBP income			134.28
31 Dec 2011 – 31 Dec 2012		3.6	C USD capitalisation			136.48
			C USD distribution			135.06

Source: Ruffer LLP, FTSE International Limited (FTSE)†

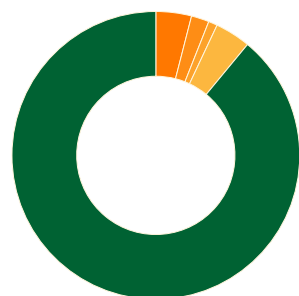
Ruffer performance is shown after deduction of all fees and management charges, and on the basis of income being reinvested. Past performance is not a guide to future performance. The value of the shares and the income from them can go down as well as up and you may not get back the full amount originally invested. The value of overseas investments will be influenced by the rate of exchange.

Ruffer Total Return International as at 31 December 2016

Portfolio structure



Asset allocation	%		%
• Cash	17	• Japan equities	17
• Long-dated index-linked gilts	13	• UK equities	10
• Non-UK index-linked	13	• North America equities	6
• Index-linked gilts	11	• Europe equities	4
• Gold and gold equities	4	• Asia ex-Japan equities	2
• Illiquid strategies	2		
• Options	1		



Currency allocation	%
• Sterling	89
• Gold	4
• US dollar	2
• Yen	1
• Other	4

5 largest of 11 bond holdings

Stock	% of fund
UK Treasury index-linked 0.125% 2068	7.7
UK Treasury index-linked 1.875% 2022	5.8
UK Treasury index-linked 0.125% 2019	5.3
UK Treasury index-linked 0.375% 2062	5.3
US TIPS 1.25% 2020	4.3

Source: Ruffer LLP

5 largest of 58 equity holdings*

Stock	% of fund
Dai-ichi Life Insurance	2.6
Lloyds Banking	2.4
ORIX	2.1
Sony	1.8
Mitsubishi UFJ Financial	1.7

* Excludes holdings in pooled funds

The views expressed in this report are not intended as an offer or solicitation for the purchase or sale of any investment or financial instrument. The views reflect the views of Ruffer LLP at the date of this document and, whilst the opinions stated are honestly held, they are not guarantees and should not be relied upon and may be subject to change without notice.

The information contained in this document does not constitute investment advice and should not be used as the basis of any investment decision. References to specific securities are included for the purposes of illustration only and should not be construed as a recommendation to buy or sell these securities. Ruffer LLP has not considered the suitability of this fund against any specific investor's needs and/or risk tolerance. If you are in any doubt, please speak to your financial adviser.

The fund data displayed is designed only to provide summary information and the report does not explain the risks involved in investing in the fund. Any decision to invest must be based solely on the information contained in the Prospectus, Key Investor Information Document and the latest report and accounts.

Fund size £1,910.3m

Fund information

Ongoing Charges Figure*	1.13
Maximum annual management fee (C class)	1.2
Maximum subscription fee	5.0
Minimum investment (or equivalent in other currency)	£10,000,000
Record date	Third Monday of November
Ex dividend dates	Next NAV following the record date
Payment	Within five business days after ex dividend date
Dealing	Weekly, every Thursday (if not a business day, on the following business day) Plus on the first business day of each month
Cut-off	4pm Luxembourg time on the day before valuation day (so typically Tuesday and the penultimate business day of the month)
ISIN and SEDOL	CHF C cap LU0638557743 B45L1M4 EUR C cap LU0638557669 B4MRCS8 EUR C dis LU0779208544 B8BHY14 GBP C cap LU0638557586 B4XQ109 GBP C dis LU0638558048 B4X19Y4 GBP C inc LU1220904186 BWXC1G9 USD C cap LU0638557826 B4WPBZ2 USD C dis LU0779208890 B8BHY81

Structure Sub fund of Ruffer SICAV, a Luxembourg domiciled UCITS SICAV

Management company, administrative agent, registrar and transfer agent, paying and domiciliary agent FundPartner Solutions (Europe) S.A.

Investment manager Ruffer LLP

Custodian Pictet & Cie (Europe) S.A.

Auditors Ernst & Young S.A.

* Specific share classes available on request

The base currency of the fund is GBP. Share classes denominated in other currencies are hedged to reduce the impact on your investment of movements in the exchange rate between the base currency of the fund (GBP) and the currency of the share class.

† © FTSE 2016. 'FTSE®' is a trade mark of London Stock Exchange Group companies and is used by FTSE under licence. All rights in the FTSE Data vest in FTSE and/or its licensors. Neither FTSE nor its licensors accept any liability in relation to the FTSE Data data. No further distribution of FTSE Data is permitted without FTSE's express written consent.

Fund Managers

Jacques Hirsch

INVESTMENT DIRECTOR

Joined Ruffer in 2011, previous work included fund management and macro research at Goldman Sachs, GLG Partners and Fulcrum Asset Management. Graduated from École Centrale Paris in 1999, and holds an MSc in Mathematics from Oxford University.



Alex Lennard

INVESTMENT DIRECTOR

Joined Ruffer in 2006 after graduating from Exeter University with an honours degree in economics and finance; he is a member of the Chartered Institute for Securities & Investment.



Ruffer LLP

Ruffer LLP manages investments on a discretionary basis for private clients, trusts, charities and pension funds. As at 31 December 2016, assets managed by the Ruffer Group exceeded £20.6bn, of which over £11.4bn was managed in open-ended Ruffer funds.

Enquiries

Ruffer LLP +44 (0)20 7963 8254
80 Victoria Street rif@ruffer.co.uk
London SW1E 5JL www.ruffer.co.uk

Notice for Investors in Switzerland: Ruffer SICAV has not been and will not be registered with the Swiss Financial Market Supervisory Authority (FINMA). Any offering materials relating to Ruffer SICAV may be made available in Switzerland solely to Qualified Investors as defined in the Swiss Collective Investment Schemes Act of 23 June 2006, as amended. Ruffer SICAV's prospectus, KIIDs, articles of association and the annual and semi-annual reports are available free of charge at the office of the Swiss representative: FundPartner Solutions (Suisse) S.A., Route des Acacias 60 CH – 1211 Geneva 73. Ruffer SICAV's paying agent in Switzerland is Banque Pictet & Cie S.A. of the same address.

Issued by Ruffer LLP, 80 Victoria Street, London SW1E 5JL. Ruffer LLP is authorised and regulated by the Financial Conduct Authority. © Ruffer LLP 2016