

Ruffer Total Return International

Positive returns with low volatility

The C cap GBP share rose by 2.7% in March. By way of comparison the FTSE All-Share Index rose by 1.9% and the FTSE All Stocks Index declined by 0.1% (both figures total return in sterling).

While it is pleasing to report on a month in which the fund price rose, financial market conditions at present could not be described as healthy. We would say that bipolar would be more appropriate. Having spent January and early February fretting that central banks had run out of options, risk assets have rallied strongly over the last six weeks, with the icing on the cake being soothing words out of the March meeting of the US Federal Reserve. This manic depressive nature of financial markets is to our minds symbolic of two features. There is still a high number of crowded positions, which coupled with lower liquidity, have the capacity to boost volatility and magnify movements. Secondly the global economic system is approaching something of a tipping point, where we will witness one of two very different outcomes: a normalisation (of sorts) of monetary policy, whereby economic growth returns and interest rates can leave emergency levels, or the failure of monetary policy, where the conviction grows that the main outcome of unconventional monetary policy has been the inflation of assets not economies, that any transmission mechanism to the real economy has been feeble in its operation, and that monetary policy itself cannot carry the day.

While we are firmly in the camp that argues for the second outcome, we are not blind to the fact that in most jurisdictions such a policy shift will take time. Much of the push for more active fiscal policy presently comes either from those not holding the levers of power, such as the International Monetary Fund, or from opposition politicians. With markets likely to continue to veer between these two outcomes, our present challenge is to have a portfolio that can cope with both. Within our equity selection that means, unfashionably, largely eschewing the 'bond like' equities that have done investors proud in recent years, and contrariwise owning some cyclical equity exposure such as US semi-conductor company Texas Instruments or the recent purchase of Deutsche Post, the owner of DHL.

Already we are seeing the intellectual ground move around this debate. Markets blew a loud raspberry to the Bank of Japan's move to negative nominal interest rates at the end of January, deeming this as at best the last throw of the dice and at worst a policy mistake. Meanwhile last month's budget in Canada has set in train a live experiment in fiscal expansion, with Mr Trudeau's newly-elected government raising its deficit forecasts to fund infrastructure spending and cash handouts for those on lower incomes, with the full approval of the Bank of Canada. The helicopter might not have taken off, but the rotors are certainly beginning to whirl.

Evidence is growing that central banks are growing frustrated at being the only game in town, not least because years of ultra-accommodative monetary policy carries with it enormous moral hazard and threatens their financial stability objectives. To that extent while not being vocal about it, they would almost certainly welcome the opportunity to share the burden with governments of restoring a sustainable growth dynamic to the global economy.

Please note that Ruffer SICAV is a Luxembourg UCITS and subject to Luxembourg law. Ruffer SICAV is authorised by and subject to the supervisory authority in Luxembourg, the CSSF, and is a scheme recognised by the UK's Financial Conduct Authority (FCA). Ruffer Total Return International (RTRI) is not registered for distribution in any country other than Belgium, Finland, France, Germany, Ireland, Italy (qualified investors only), Luxembourg, the Netherlands, Singapore (institutional and accredited investors only), Spain, Sweden, Switzerland (qualified investors only) and the UK. The fund's prospectus is provided in English; Key Investor Information Documents are provided in Dutch, English, French, German, Italian, Spanish and Swedish and are available on request or from www.ruffer.co.uk. Ruffer LLP is not able to market RTRI in other countries, except under certain exemptions. In line with the Prospectus, it is possible that at any one time Ruffer Total Return International may invest more than 35% of its assets in transferable securities issued or guaranteed by an EEA state, one or more local authorities, a third country or a public international body to which one or more EEA States belong. The only aforementioned securities where Ruffer would currently consider holding more than 35% would be UK or US government issued transferable securities.

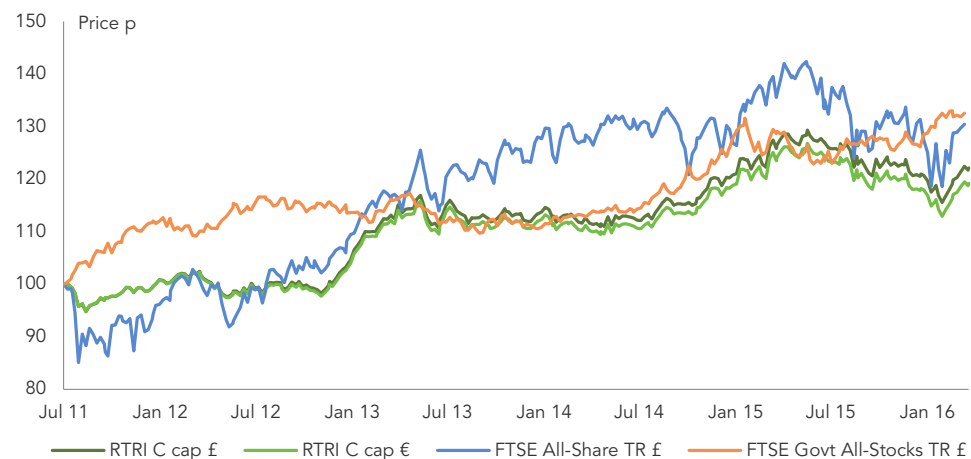


C class March 2016 Issue 57

Investment objective

The investment objective of Ruffer Total Return International ('the fund') is to achieve positive returns with low volatility from an actively managed portfolio. The fund may have exposure to the following asset classes: cash, debt securities of any type (including government and corporate debt), equities and equity related securities and commodities (including precious metals). Pervading this objective is a fundamental philosophy of capital preservation.

Performance since launch on 14 July 2011 – C class shares



Performance %	March 2016	Year to date	1 year	3 years	5 years	10 years
C GBP capitalisation shares	2.7	1.0	-2.9	8.2	na	na

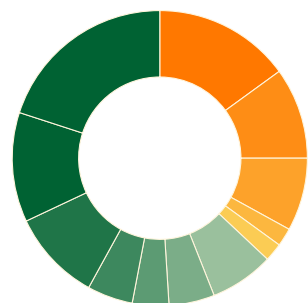
Percentage growth (C GBP cap)	%	Share price as at 31 March 2016
31 Mar 2015 – 31 Mar 2016	-2.9	C CHF capitalisation 116.53
31 Mar 2014 – 31 Mar 2015	12.0	C EUR capitalisation 119.21
31 Mar 2013 – 31 Mar 2014	-0.4	C EUR distribution 117.88
31 Mar 2012 – 31 Mar 2013	10.9	C GBP capitalisation 122.17
31 Mar 2011 – 31 Mar 2012	na	C GBP distribution 119.92
		C GBP income 119.68
		C USD capitalisation 120.55
		C USD distribution 119.40

Source: Ruffer LLP

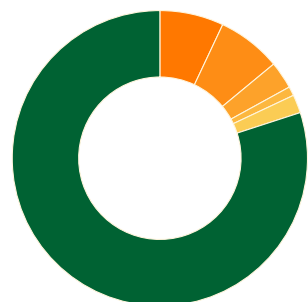
Ruffer performance is shown after deduction of all fees and management charges, and on the basis of income being reinvested. Past performance is not a guide to future performance. The value of the shares and the income from them can go down as well as up and you may not get back the full amount originally invested. The value of overseas investments will be influenced by the rate of exchange.

Ruffer Total Return International as at 31 March 2016

Portfolio structure



Asset allocation	%		%
● Non-UK index-linked	20	● Japan equities	15
● Long-dated index-linked gilts	12	● North America equities	10
● Index-linked gilts	10	● UK equities	8
● Gold and gold equities	7	● Europe equities	2
● Cash	5	● Asia ex-Japan equities	2
● Short-dated bonds	5		
● Illiquid strategies	4		



Currency allocation	%
● Sterling	80
● US dollar	7
● Gold	7
● Yen	3
● Euro	1
● Other	2

5 largest of 11 bond holdings

Stock	% of fund	Stock	% of fund
UK Treasury index-linked 0.125% 2068	7.5	The Boeing Company	2.0
US TIPS 0.625% 2021	5.7	Mitsui Fudosan	1.9
UK Treasury index-linked 1.875% 2022	5.4	Dai-ichi Life Insurance	1.8
US TIPS 0.75% 2042	4.9	ORIX	1.7
US TIPS 1.25% 2020	4.9	BP	1.5

Source: Ruffer LLP

5 largest of 56 equity holdings*

Stock	% of fund
The Boeing Company	2.0
Mitsui Fudosan	1.9
Dai-ichi Life Insurance	1.8
ORIX	1.7
BP	1.5

* Excludes holdings in pooled funds

The views expressed in this report are not intended as an offer or solicitation for the purchase or sale of any investment or financial instrument. The views reflect the views of Ruffer LLP at the date of this document and, whilst the opinions stated are honestly held, they are not guarantees and should not be relied upon and may be subject to change without notice.

The information contained in this document does not constitute investment advice and should not be used as the basis of any investment decision. References to specific securities are included for the purposes of illustration only and should not be construed as a recommendation to buy or sell these securities. Ruffer LLP has not considered the suitability of this fund against any specific investor's needs and/or risk tolerance. If you are in any doubt, please speak to your financial adviser.

The fund data displayed is designed only to provide summary information and the report does not explain the risks involved in investing in the fund. Any decision to invest must be based solely on the information contained in the Prospectus, Key Investor Information Document and the latest report and accounts.

Fund size £1,437.7m

Fund information

		%
Ongoing Charges Figure*		1.21
Maximum annual management fee (C class)		1.2
Maximum subscription fee		5.0
Minimum investment (or equivalent in CHF, EUR, SEK or USD)		£10,000,000
Record date	Third Monday of November	
Ex dividend dates	Next NAV following the record date	
Payment	Within five business days after ex dividend date	
Dealing	Weekly, every Thursday (if not a business day, on the following business day) Plus on the first business day of each month	
Cut-off	4pm Luxembourg time on the day before valuation day (so typically Tuesday and the penultimate business day of the month)	
ISIN and SEDOL	CHF C cap LU0638557743 B45L1M4 EUR C cap LU0638557669 B4MRCS8 EUR C dis LU0779208544 B8BHY14 GBP C cap LU0638557586 B4XQ109 GBP C dis LU0638558048 B4X19Y4 GBP C inc LU1220904186 BWXC1G9 USD C cap LU0638557826 B4WPBZ2 USD C dis LU0779208890 B8BHY81	

Structure Sub fund of Ruffer SICAV, a Luxembourg domiciled UCITS SICAV

Management company, administrative agent, registrar and transfer agent, paying and domiciliary agent FundPartner Solutions (Europe) S.A.

Investment manager Ruffer LLP

Custodian Pictet & Cie (Europe) S.A.

Auditors Ernst & Young S.A.

* Specific share classes available on request

Enquiries

Ruffer LLP +44 (0)20 7963 8254
80 Victoria Street rif@ruffer.co.uk
London
SW1E 5JL www.ruffer.co.uk

Fund Managers

Jacques Hirsch

INVESTMENT DIRECTOR

Joined Ruffer in 2011, previous work included fund management and macro research at Goldman Sachs, GLG Partners and Fulcrum Asset Management. He graduated from École Centrale Paris in 1999, and holds an MSc in Mathematics from Oxford University.



Alex Lennard

INVESTMENT DIRECTOR

Joined Ruffer in 2006 after graduating from Exeter University with an honours degree in economics and finance; he is a member of the Chartered Institute for Securities & Investment.



Ruffer LLP

Ruffer LLP manages investments on a discretionary basis for private clients, trusts, charities and pension funds. As at 31 March 2016, assets managed by the Ruffer Group exceeded £18.2bn, of which over £9.4bn was managed in open-ended Ruffer funds.

Notice for Investors in Switzerland: Ruffer SICAV has not been and will not be registered with the Swiss Financial Market Supervisory Authority ('FINMA'). Any offering materials relating to Ruffer SICAV may be made available in Switzerland solely to Qualified Investors as defined in the Swiss Collective Investment Schemes Act of 23 June 2006, as amended. Ruffer SICAV's prospectus, KIIDs, articles of association and the annual and semi-annual reports are available free of charge at the office of the Swiss representative: FundPartner Solutions (Suisse) S.A., Route des Acacias 60 CH - 1211 Geneva 73. Ruffer SICAV's paying agent in Switzerland is Banque Pictet & Cie S.A. of the same address.

Issued by Ruffer LLP, 80 Victoria Street, London SW1E 5JL. Ruffer LLP is authorised and regulated by the Financial Conduct Authority. © Ruffer LLP 2016