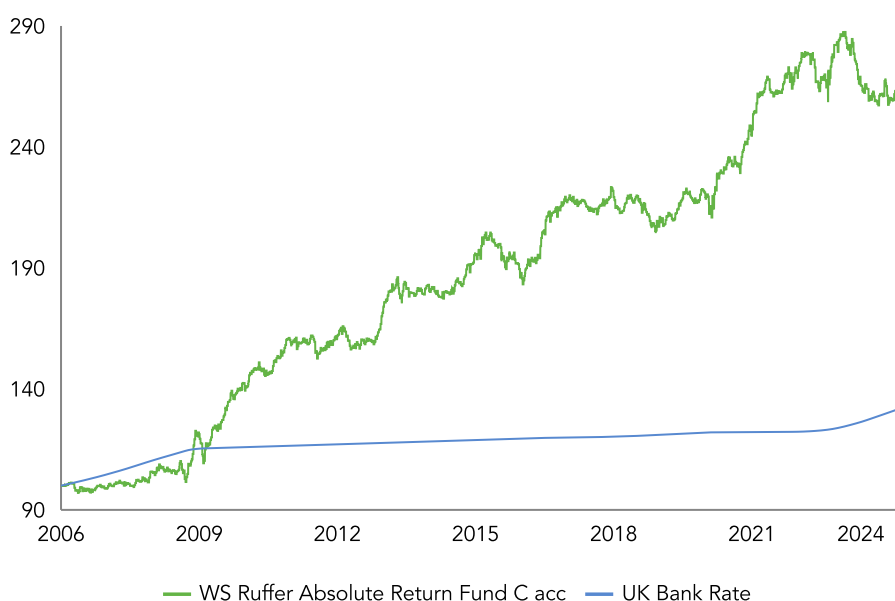


WS Ruffer Absolute Return Fund

SHARE PRICE PERFORMANCE SINCE LAUNCH ON 31 JANUARY 2006



March saw global stock markets hit fresh all-time highs propelled by a series of ‘Goldilocks’ assumptions: a ‘just right’ cocktail of robust US economic growth, no persistent inflation problem, and rate cuts to come. Last year’s maul of bears has nearly all capitulated. At the moment, a ‘no landing’ scenario in which the US economy never really slows down and global growth picks up seems plausible but would run the risk of more persistent inflation – especially if central banks remain committed to easing. US one-year breakeven inflation expectations have now doubled to 4% since the start of January.

Cyclical stocks and commodities have begun to shine as this more ‘reflationary’ dynamic emerges. Gold hit a new all-time high despite structural selling of gold bullion ETFs by western investors. Demand from non-Western central banks and consumers is now driving price action – a canary in the global monetary coal mine. Against this backdrop the fund made positive progress driven by its equity and commodity exposure. The latter includes gold mining equities alongside copper exposure. We added silver exposure over the month – now nearly 4% of the fund. Historically, silver lags gold, then outperforms. It also has a strong fundamental story: growing demand from the ‘electrification of everything’ married to unreliable supply given the nature and location of its supply. A partial recovery in our long-dated inflation-linked bonds also helped performance.

Performance detractors included the yen position, despite the Bank of Japan’s (BOJ) first rate hike in 17 years. Having rallied in expectation of the end of negative rates, the yen retreated as the BOJ declined to set out a clear path for future hikes. The yen remains historically cheap and will prosper if anything narrows the yield gap with Western central banks or causes a market shock. The absence of such a shock meant that our powerful derivative crash protections dragged, too. These are currently focused on equity market downside and credit default swaps.

We are not in the business of market timing, but the next few months will see a confluence of factors which could see hitherto bountiful liquidity retreat surprisingly quickly, causing a potentially sharp market drop. If so, our derivative protections will be key. Meanwhile, upside surprises in the path of rates and inflation or neglected geopolitical risks could also be unpleasant surprises for complacent markets. Beyond the significant tactical risks, we remain focused on the big picture. With the US government currently adding c \$1tn of debt every 100 days, investors are refocusing on central banks’ unofficial – but central – role: keeping government debt markets functioning and interest costs under control. If they have to choose between allowing more inflation or compromising financial stability, they’ll choose the former. The fund remains set up to protect and prosper in a rapidly changing world.

C CLASS MARCH 2024

Performance C acc %	GBP
March	1.7
Year to date	-1.0
1 year	-6.4
3 years pa	0.3
5 years pa	4.6
10 years pa	3.9
Since inception pa	5.5

Share price, p	
C GBP acc	263.62
C GBP inc	185.27
Dividend yield	2.52

	Net	Gross
Duration (years)	3.2	3.3
Equity exposure %	17.5	17.7

C acc GBP	Volatility %	Sharpe	Sortino
3 years	5.6	-0.4	-0.5
5 years	6.4	0.5	0.7
10 years	5.9	0.5	0.8
Since inception	6.7	0.6	1.0

12 month performance to 31 March 2024

%	2020	2021	2022	2023	2024
RARF C acc	2.9	20.3	6.8	1.0	-6.4
UK Bank Rate	0.7	0.1	0.2	2.3	5.0

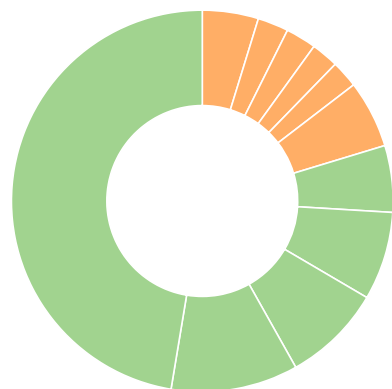
One to twelve month performance figures are cumulative, all others are annualised. Source: Ruffer LLP, Bloomberg. The comparator benchmark shown in this document is as stated in the fund’s prospectus. Ruffer performance is shown after deduction of all fees and management charges, and on the basis of income being reinvested. Past performance is not a guide to future performance. The value of the shares and the income from them can go down as well as up and you may not get back the full amount originally invested. The value of overseas investments will be influenced by the rate of exchange.

INVESTMENT OBJECTIVE

To seek to achieve positive returns in all market conditions over any 12 month period, after all costs and charges have been taken. Underlying this objective is a fundamental philosophy of capital preservation. Capital invested is at risk and there is no guarantee that a positive return will be delivered over any 12 month period.

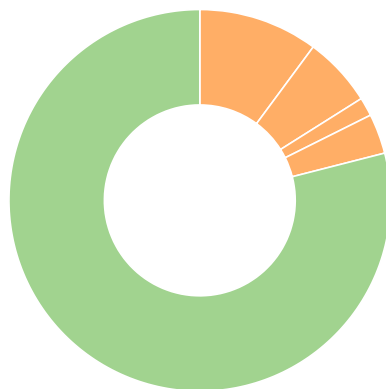
WS Ruffer Absolute Return Fund 31 Mar 24

ASSET ALLOCATION



Asset allocation	%
Short-dated bonds	47.4
Cash	10.8
Gold and precious metals exposure	8.4
Long-dated index-linked gilts	7.5
Index-linked gilts	5.6
Credit and derivative strategies	-2.1
Commodity exposure	4.8
Consumer discretionary equities	2.6
Energy equities	2.6
Consumer staples equities	2.3
Financials equities	2.3
Other equities	7.8

CURRENCY ALLOCATION



Currency allocation	%
Sterling	79.0
Yen	10.1
US dollar	5.9
Euro	1.6
Other	3.4
Geographical equity allocation	%
UK equities	7.3
Asia ex-Japan equities	3.6
North America equities	3.5
Europe equities	2.9
Other equities	0.4

5 LARGEST EQUITY HOLDINGS

Stock	% of fund
BP	2.0
iShares MSCI China A UCITS ETF	1.6
Alibaba Group ADR	1.0
Cigna	0.6
TSMC ADR	0.5

Largest equity holdings exclude Ruffer funds | Source: Ruffer LLP | Totals may not equal 100 due to rounding

RUFFER LLP

Ruffer LLP manages investments on a discretionary basis for private clients, trusts, charities and pension funds. As at 29 February 2024, assets managed by the Ruffer Group exceeded £22.4bn.

FUND SIZE £2,716.3M

FUND INFORMATION

Annual management charge %	1.2	
Maximum initial charge %	7.5	
Minimum investment (or equivalent in other currency)	£1m	
Ongoing Charges Figure %	1.25	
Cut offs	10am on Wednesday (where it is a business day) and the last business day of the month	
Dealing frequency	Weekly forward, every Wednesday where this is a business day Plus the last business day of the month	
Ex dividend dates	15 Mar, 15 Sep	
Pay dates	15 May, 15 Nov	
Investment adviser	Ruffer LLP	
Depository	The Bank of New York Mellon (International) Limited	
Authorised Corporate Director	Waystone Management (UK) Limited	
Auditors	Ernst & Young LLP	
Structure	Sub-fund of Asperior Investment Funds (OEIC) UK domiciled UCITS Eligible for ISAs	
Share class	ISIN	SEDOL
C GBP acc	GB00B0XP2X86	B0XP2X8
C GBP inc	GB00B0XP1T75	B0XP1T7

ENQUIRIES

Ruffer LLP
80 Victoria Street
London SW1E 5JL

rif@ruffer.co.uk
+44 (0)20 7963 8218
ruffer.co.uk/rarf

DEALING LINE

0345 601 9610

FUND TEAM



Steve Russell
FUND MANAGER

Graduated from the University of Oxford in PPE and started work as an equity analyst at Confederation Life in 1987, progressing to Head of Equities. In 1999 he moved to HSBC Investment Bank as Head of UK and European Equity Strategy, before joining Ruffer in 2003. He is co-manager of two of Ruffer's flagship funds.



Jos North
FUND MANAGER

Joined Ruffer in 2012 and now leads Ruffer's UK institutional business, including UK defined benefit, defined contribution and local government pension schemes, and UK charities. He is a member of the CISI and co-manages two of Ruffer's flagship funds.

GLOSSARY

Volatility measures the extent to which returns vary over a given period. High volatility means returns have been more variable over time

Duration measures the sensitivity of a bond or fixed income portfolio's price to changes in interest rates. The higher the duration, the more sensitive the price or portfolio is to changes in interest rates

UK Bank Rate the rate the Bank of England charges banks and financial institutions for loans with a maturity of one day

Sharpe ratio measures the performance of an investment, adjusting for the amount of risk taken (compared to risk-free). The higher the ratio, the better the returns compared to the risk taken

Sortino ratio measures the extra return an investment makes for each unit of bad risk (the chance of losing money below a certain target)

DISCLAIMER

The views expressed in this report are not intended as an offer or solicitation for the purchase or sale of any investment or financial instrument. The views reflect the views of Ruffer LLP at the date of this document and, whilst the opinions stated are honestly held, they are not guarantees and should not be relied upon and may be subject to change without notice.

The information contained in this document does not constitute investment advice and should not be used as the basis of any investment decision. References to specific securities are included for the purposes of illustration only and should not be construed as a recommendation to buy or sell these securities. Ruffer LLP has not considered the suitability of this fund against any specific investor's needs and/or risk tolerance. If you are in any doubt, please speak to your financial adviser.

The fund data displayed is designed only to provide summary information and the report does not explain the risks involved in investing in the fund. Any decision to invest must be based solely on the information contained in the Prospectus, Key Investor Information Document and the latest report and accounts.

The fund's prospectus and key investor information documents are provided in English and available on request or from ruffer.co.uk/rarf WS Ruffer Absolute Return Fund is a UK UCITS and is not registered for distribution in any country other than the UK. In line with the Prospectus, it is possible at any one time the WS Ruffer Absolute Return Fund may invest more than 35% of its assets in transferable securities issued or guaranteed by an EEA state, one or more local authorities, a third country or a public international body to which one or more EEA States belong. The only aforementioned securities where Ruffer would currently consider holding more than 35% would be UK or US government issued transferable securities.

