

LF Ruffer Japanese Fund

Providing capital growth by investing in a portfolio of Japanese equities



During the period from 1 April to 30 April, the price of the fund's O accumulation shares increased by 3.4%, from 239.53 pence to 247.67 pence. In the same period, the FTSE Japan Total Return Index on a sterling adjusted basis rose by 2.7%, while the FTSE Japan Total Return Index in yen went up by 4.3%. As of the close on 30 April, the fund was 98% invested in Japanese equities, its cash position was 2%, and its exposure to the yen was 52%.

Regarding attribution for the above-mentioned period, T&D Holdings [8795 JP], Dai-ichi Life Holdings [8750 JP], Sony Corporation [6758 JP], Optex Group [6914 JP] and Daiichi Sankyo [4568 JP] were the biggest positive contributors, while PeptiDream [4587 JP], M3 [2413 JP], Rakuten [4755 JP], Fanuc Corporation [6954 JP] and Otsuka Corporation [4768 JP] provided the largest negative contributions.

During April, we trimmed the fund's exposure to some property developers which had outperformed other companies within the sub-sector. We also added to two names in the medical technology sub-sector after we had created initial positions in March.

The recovery phase in global equities, which had started around the end of March, continued into April, with Japanese equities slowly moving upwards despite various domestic and global headwinds. Worries about escalating trade frictions between the US and its trading partners, concerns about geopolitical tension related to Syria and the revival of old scandals surrounding the Abe administration and the Ministry of Finance had a negative impact on investor sentiment. On the other hand, rising long-term interest rates in the US and a reassertion of historical correlations led to a depreciation of the yen which, in turn, helped Japanese equities recover gradually. Large market capitalisation stocks performed better than small ones with the TOPIX rising by 3.6% versus the second section of the TSE falling by 2.3% and the Mothers Index declining 5.3%.

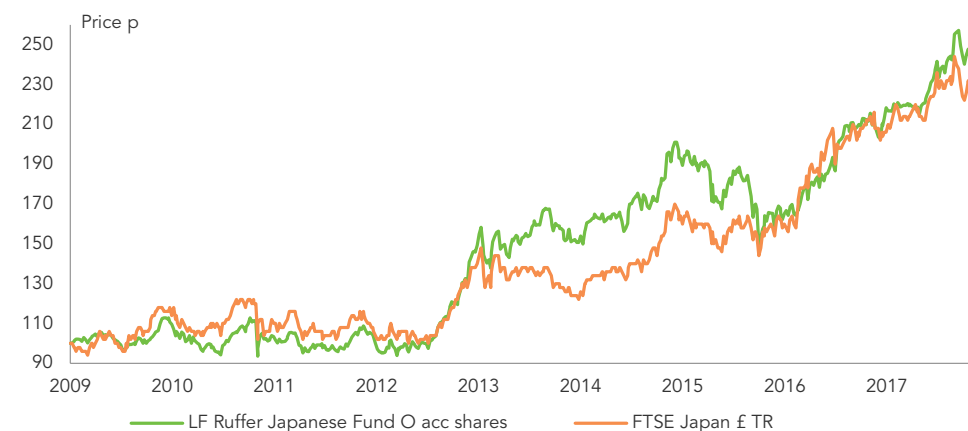
Since the launch of the LF Ruffer Japanese Fund in May 2009, we have held relatively high weightings in various healthcare related sub-sectors but have been trimming the fund's exposure to them over the last two years or so. However, we had no exposure to the pharmaceutical sector until the beginning of 2017, when we initiated positions in a small number of companies which had been developing unique drug delivery systems to enhance the efficacy of drugs and reduce their side effects. Although many challenges remain, these companies have achieved promising results from clinical tests.

Japanese companies started announcing their results for the financial year ended 31 March 2018 during the final week of April. The general picture so far is that results are better than expected, but guidance is even more conservative than the prevailing market forecasts which had incorporated a stronger yen. From a long-term perspective, there continues to be increasing evidence of Japanese companies focusing on profitability and efficient capital allocation.

Investment objective

The investment objective of LF Ruffer Japanese Fund is to provide capital growth by investing in a portfolio of predominantly Japanese equities, though Japanese fixed income securities and fixed income securities and equities from other geographical areas may be utilised if the Investment Manager believes they will assist in meeting the overall objective of the sub fund. The fund may also invest in collective investment schemes, cash, money market instruments, other transferable securities and derivatives and forward transactions and other investments to the extent that each is permitted by the regulations. There will be no particular emphasis on any industrial or economic sector.

Performance since launch on 14 May 2009



| Performance % | April 2018 | Year to date | 1 year | 3 years | 5 years | 10 years |
|-----------------------|------------|--------------|--------|---------|---------|----------|
| O accumulation shares | 3.4 | 2.1 | 18.3 | 28.3 | 69.3 | na |

| Percentage growth (O acc) | % | Share price as at 30 April 2018 | p |
|---------------------------|-------|---------------------------------|---------------|
| 31 Mar 2017 – 31 Mar 2018 | 14.5 | O accumulation | 247.67 |
| 31 Mar 2016 – 31 Mar 2017 | 27.0 | C accumulation | 252.29 |
| 31 Mar 2015 – 31 Mar 2016 | -14.8 | C income | 118.52 |
| 31 Mar 2014 – 31 Mar 2015 | 23.4 | | |
| 31 Mar 2013 – 31 Mar 2014 | 18.6 | | |

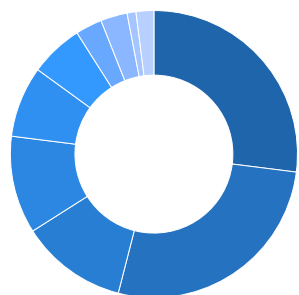
Source: Ruffer LLP, FTSE International (FTSE)†. The performance comparator has changed from the TOPIX to the FTSE Japan Index as Ruffer adopts FTSE as a data provider for all funds.

The fund's prospectus and key investor information documents are provided in English and available on request or from www.ruffer.co.uk. Please note that LF Ruffer Investment Funds is a UK UCITS. The LF Ruffer Japanese Fund is not registered for distribution in any country other than the UK.

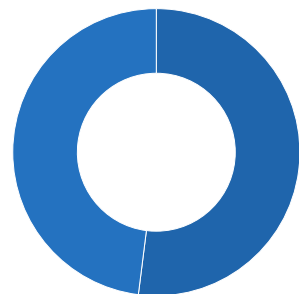
Ruffer performance is shown after deduction of all fees and management charges, and on the basis of income being reinvested. Past performance is not a guide to future performance. The value of the shares and the income from them can go down as well as up and you may not get back the full amount originally invested. The value of overseas investments will be influenced by the rate of exchange.

LF Ruffer Japanese Fund as at 30 April 2018

Portfolio structure



| Asset allocation | % | | % |
|------------------|----|---------------|---|
| • Financial | 27 | • Services | 6 |
| • Industrial | 27 | • Real estate | 3 |
| • Technology | 12 | • Retail | 3 |
| • Healthcare | 11 | • Auto | 1 |
| • Consumer | 8 | • Cash | 2 |



| Currency allocation | % |
|---------------------|----|
| • Yen | 52 |
| • Sterling | 48 |

10 largest of 67 equity holdings

| Stock | % of fund | Stock | % of fund |
|---------------------|-----------|-------------------------|-----------|
| Sony | 4.9 | Fujitsu | 2.9 |
| ORIX | 4.3 | Dai-ichi Life Insurance | 2.7 |
| Daiichi Sankyo | 3.4 | Tokio Marine | 2.5 |
| T&D Holdings | 3.2 | Seven & I Holdings | 2.2 |
| Mitsubishi Electric | 3.1 | Otsuka | 2.1 |

Source: Ruffer LLP

The views expressed in this report are not intended as an offer or solicitation for the purchase or sale of any investment or financial instrument. The views reflect the views of Ruffer LLP at the date of this document and, whilst the opinions stated are honestly held, they are not guarantees and should not be relied upon and may be subject to change without notice.

The information contained in this document does not constitute investment advice and should not be used as the basis of any investment decision. References to specific securities are included for the purposes of illustration only and should not be construed as a recommendation to buy or sell these securities. Ruffer LLP has not considered the suitability of this fund against any specific investor's needs and/or risk tolerance. If you are in any doubt, please speak to your financial adviser.

The fund data displayed is designed only to provide summary information and the report does not explain the risks involved in investing in the fund. Any decision to invest must be based solely on the information contained in the Prospectus, Key Investor Information Document and the latest report and accounts.

Fund size **£571.6m**

Fund information

| % | O class | C class |
|--------------------------|---|--|
| Ongoing Charges Figure* | 1.54 | 1.24 |
| Annual management charge | 1.5 | 1.2 |
| Maximum initial charge | 5.0 | 5.0 |
| Yield | 0.00 | 0.23 |
| Minimum investment | £1,000 | |
| Ex dividend dates | 15 Mar, 15 Sep | |
| Pay dates | 15 May, 15 Nov | |
| Dealing | Weekly forward to 10am Wednesday, based on NAV Plus forward from 10am on last Wednesday of the month to last business day of the month | |
| Share classes | Accumulation only | |
| | O class | C class |
| ISIN | GB00B3SGKR77 (acc) | GB00B846SB60 (acc) GB00B88MBW20 (inc) |
| SEDOL | B3SGKR7 (acc) | B846SB6 (acc) B88MBW2 (inc) |
| Investment adviser | Ruffer LLP | |
| ACD | Link Fund Solutions Limited | |
| Depository | The Bank of New York Mellon (International) Limited | |
| Auditors | Grant Thornton UK LLP | |
| Structure | Sub-fund of LF Ruffer Investment Funds (OEIC) UK domiciled UCITS Eligible for ISAs | |

* Refers to accumulation shares

† © FTSE 2018. 'FTSE®' is a trade mark of London Stock Exchange Group companies and is used by FTSE under licence. All rights in the FTSE Data vest in FTSE and/or its licensors.

Neither FTSE nor its licensors accept any liability in relation to the FTSE Data data. No further distribution of FTSE Data is permitted without FTSE's express written consent.

Fund Manager

Kentaro Nishida
INVESTMENT DIRECTOR



After obtaining a BEcon in Japan and studying Russian in Moscow he worked as an interpreter in both Russia and the UK. He moved into equity sales in 1988 for James Capel & Company Limited and then SG Warburg Securities in 1989. He joined Ruffer in 2008 to concentrate on Japanese equities and manages the LF Ruffer Japanese Fund.

Ruffer LLP

Ruffer LLP manages investments on a discretionary basis for private clients, trusts, charities and pension funds. As at 30 April 2018, assets managed by the Ruffer Group exceeded £22.1bn, of which over £13.9bn was managed in open-ended Ruffer funds.

Enquiries

Ruffer LLP +44 (0)20 7963 8254
80 Victoria Street rif@ruffer.co.uk
London
SW1E 5JL www.ruffer.co.uk

Dealing line 0345 601 9610

Issued by Ruffer LLP, 80 Victoria Street, London SW1E 5JL.
Ruffer LLP is authorised and regulated by the Financial Conduct Authority. © Ruffer LLP 2018